



Aaij, R. et al. (2013) Analysis of the resonant components in $B^- \rightarrow J/\psi \pi^+ \pi^-$. Physical Review D, 87 (5). Art. 052001. ISSN 1550-7998

Copyright © 2013 CERN, for the benefit of the LHCb collaboration

<http://eprints.gla.ac.uk/80199/>

Deposited on: 13 June 2013

Enlighten – Research publications by members of the University of Glasgow
<http://eprints.gla.ac.uk>

Analysis of the resonant components in $\bar{B}^0 \rightarrow J/\psi \pi^+ \pi^-$

 R. Aaij *et al.**

(LHCb Collaboration)

(Received 22 January 2013; published 1 March 2013)

Interpretation of CP violation measurements using charmonium decays, in both the \bar{B}^0 and \bar{B}_s^0 systems, can be subject to changes due to “penguin” type diagrams. These effects can be investigated using measurements of the Cabibbo-suppressed $\bar{B}^0 \rightarrow J/\psi \pi^+ \pi^-$ decays. The final state composition of this channel is investigated using a 1.0 fb^{-1} sample of data produced in 7 TeV pp collisions at the LHC and collected by the LHCb experiment. A modified Dalitz-plot analysis is performed using both the invariant mass spectra and the decay angular distributions. An improved measurement of the $\bar{B}^0 \rightarrow J/\psi \pi^+ \pi^-$ branching fraction of $(3.97 \pm 0.09 \pm 0.11 \pm 0.16) \times 10^{-5}$ is reported where the first uncertainty is statistical, the second is systematic, and the third is due to the uncertainty of the branching fraction of the decay $B^- \rightarrow J/\psi K^-$ used as a normalization channel. Significant production of $f_0(500)$ and $\rho(770)$ resonances is found in the substructure of the $J/\psi \pi^+ \pi^-$ final state, and this indicates that they are viable final states for CP violation studies. In contrast evidence for the $f_0(980)$ resonance is not found. This allows us to establish the first upper limit on the branching fraction product $\mathcal{B}(\bar{B}^0 \rightarrow J/\psi f_0(980)) \times \mathcal{B}(f_0(980) \rightarrow \pi^+ \pi^-) < 1.1 \times 10^{-6}$, leading to an upper limit on the absolute value of the mixing angle of the $f_0(980)$ with the $f_0(500)$ of less than 31° , both at 90% confidence level.

 DOI: [10.1103/PhysRevD.87.052001](https://doi.org/10.1103/PhysRevD.87.052001)

PACS numbers: 13.25.Hw, 14.40.Be, 14.40.Nd

I. INTRODUCTION

The CP violation measurements using neutral B meson decays into J/ψ mesons are of prime importance both for determinations of Standard Model parameters and searching for physics beyond the Standard Model. In the case of \bar{B}^0 decays, the final state $J/\psi K_S^0$ is the most important for measuring $\sin 2\beta$ [1], while in the case of \bar{B}_s^0 decays, used to measure ϕ_s , only the final states $J/\psi \phi$ [2–4] and $J/\psi \pi^+ \pi^-$ [5] have been used so far, where the largest component of the latter is $J/\psi f_0(980)$ [6]. The decay rate for these J/ψ modes is dominated by the color-suppressed tree level diagram, an example of which is shown for \bar{B}^0 decays in Fig. 1(a), while penguin processes, an example of which is shown in Fig. 1(b), are expected to be suppressed. Theoretical predictions on the effects of such “penguin pollution” vary widely for both \bar{B}^0 and \bar{B}_s^0 decays [7], so it is incumbent upon experimentalists to limit possible changes in the value of the CP violating angles measured using other decay modes.

The decay $\bar{B}^0 \rightarrow J/\psi \pi^+ \pi^-$ can occur via a Cabibbo-suppressed tree level diagram, shown in Fig. 2(a), or via several penguin diagrams. An example is shown in Fig. 2(b), while others are illustrated in Ref. [8]. These decays are interesting because they can also be used to measure or limit the amount of penguin pollution. The advantage in using the decay $\bar{B}^0 \rightarrow J/\psi \pi^+ \pi^-$ arises

because the relative amount of pollution is larger. In the allowed decays, e.g., $\bar{B}^0 \rightarrow J/\psi K_S^0$, the penguin amplitude is multiplied by a factor of $\lambda^2 Re^{i\phi}$, where λ is the sine of the Cabibbo angle (≈ 0.22), while in the suppressed decays the factor becomes $R'e^{i\phi'}$, where R and R' , and ϕ and ϕ' , are expected to be similar in size [8]. A similar study uses the decay $B_s^0 \rightarrow J/\psi K_S^0$ [9].

CP violation measurements in the $J/\psi \pi^+ \pi^-$ mode utilizing B^0 - \bar{B}^0 mixing determine $\sin 2\beta^{\text{eff}}$ which can be compared to the well measured $\sin 2\beta$. Differences can be used to estimate the magnitude of penguin effects. Knowledge of the final state structure is the first step in this program. Such measurements on $\sin 2\beta^{\text{eff}}$ have been attempted in the \bar{B}^0 system by using the $J/\psi \pi^0$ final state [10].

In order to ascertain the viability of such CP violation measurements we perform a full “Dalitz-like” analysis of the final state. Regions in $\pi^+ \pi^-$ mass that correspond to spin-0 final states would be CP eigenstates. Final states containing vector resonances, such as the $\rho(770)$, can be analyzed in a similar manner as was done for the decay $\bar{B}_s^0 \rightarrow J/\psi \phi$ [2–4].

It is also of interest to search for the $f_0(980)$ contribution and to obtain information concerning the mixing angle

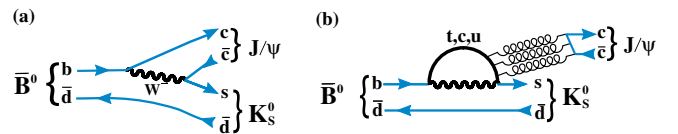


FIG. 1 (color online). (a) Tree level and (b) penguin diagram examples for \bar{B}^0 decays into $J/\psi K_S^0$.

*Full author list given at the end of the article.

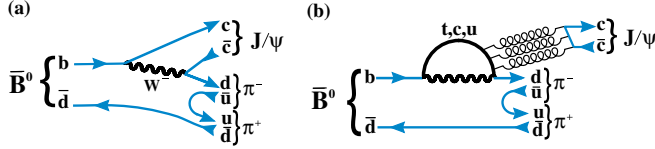


FIG. 2 (color online). (a) Tree level and (b) penguin diagram for \bar{B}^0 decays into $J/\psi \pi^+ \pi^-$.

between the $f_0(980)$ and the $f_0(500)$ ¹ partners in the scalar nonet, as the latter should couple strongly to the $d\bar{d}$ system. Branching fractions for $\bar{B}^0 \rightarrow J/\psi \pi^+ \pi^-$ and $J/\psi \rho^0$ have previously been measured by the BABAR Collaboration [11].

In this paper the $J/\psi \pi^+$ and $\pi^+ \pi^-$ mass spectra and decay angular distributions are used to determine the resonant and nonresonant components. This differs from a classical Dalitz-plot analysis [12] because one of the particles in the final state, the J/ψ meson, has spin 1 and its three decay amplitudes must be considered. We first show that there are no evident structures in the $J/\psi \pi^+$ invariant mass, and then model the $\pi^+ \pi^-$ invariant mass with a series of resonant and nonresonant amplitudes. The data are then fitted with the coherent sum of these amplitudes. We report on the resonant structure and the CP content of the final state.

II. DATA SAMPLE AND SELECTION REQUIREMENTS

The data sample consists of 1.0 fb^{-1} of integrated luminosity collected with the LHCb detector [13] using pp collisions at a center-of-mass energy of 7 TeV. The detector is a single-arm forward spectrometer covering the pseudorapidity range $2 < \eta < 5$, designed for the study of particles containing b or c quarks. Components include a high precision tracking system consisting of a silicon-strip vertex detector surrounding the pp interaction region, a large-area silicon-strip detector located upstream of a dipole magnet with a bending power of about 4 Tm, and three stations of silicon-strip detectors and straw drift tubes placed downstream. The combined tracking system has a momentum² resolution $\Delta p/p$ that varies from 0.4% at 5 GeV to 0.6% at 100 GeV, and an impact parameter resolution of 20 μm for tracks with large transverse momentum (p_T) with respect to the proton beam direction. Charged hadrons are identified using two ring-imaging Cherenkov (RICH) detectors. Photon, electron, and hadron candidates are identified by a calorimeter system consisting of scintillating-pad and preshower detectors, an electromagnetic calorimeter, and a hadronic calorimeter. Muons are identified by a system composed of alternating layers of iron and multiwire proportional chambers. The

¹This particle has been identified previously as the $f_0(600)$ or σ resonance.

²We work in units where $c = 1$.

trigger consists of a hardware stage, based on information from the calorimeter and muon systems, followed by a software stage that applies a full event reconstruction [14].

Events are triggered by a $J/\psi \rightarrow \mu^+ \mu^-$ decay, requiring two identified muons with opposite charge, $p_T(\mu^\pm)$ greater than 500 MeV, an invariant mass within 120 MeV of the J/ψ mass [15], and form a vertex with a fit χ^2 less than 16. After applying these requirements, there is a large J/ψ signal over a small background [16]. Only candidates with dimuon invariant mass between -48 MeV and $+43 \text{ MeV}$ relative to the observed J/ψ mass peak are selected, corresponding a window of about $\pm 3\sigma$. The requirement is asymmetric because of final state electromagnetic radiation. The two muons subsequently are kinematically constrained to the known J/ψ mass.

Other requirements are imposed to isolate \bar{B}^0 candidates with high signal yield and minimum background. This is accomplished by combining the $J/\psi \rightarrow \mu^+ \mu^-$ candidate with a pair of pion candidates of opposite charge, and then testing if all four tracks form a common decay vertex. Pion candidates are each required to have p_T greater than 250 MeV, and the scalar sum of the two transverse momenta, $p_T(\pi^+) + p_T(\pi^-)$, must be larger than 900 MeV. The impact parameter (IP) is the distance of closest approach of a track to the primary vertex (PV). To test for inconsistency with production at the PV, the IP χ^2 is computed as the difference between the χ^2 of the PV reconstructed with and without the considered track. Each pion must have an IP χ^2 greater than 9. Both pions must also come from a common vertex with an acceptable χ^2 and form a vertex with the J/ψ with a χ^2 per number of degrees of freedom (ndf) less than 10 (here ndf equals five). Pion and kaon candidates are positively identified using the RICH system. Cherenkov photons are matched to tracks, the emission angles of the photons compared with those expected if the particle is an electron, pion, kaon, or proton, and a likelihood is then computed. The particle identification makes use of the logarithm of the likelihood ratio comparing two particle hypotheses (DLL). For pion selection we require $\text{DLL}(\pi - K) > -10$.

The four-track \bar{B}^0 candidate must have a flight distance of more than 1.5 mm, where the average decay length resolution is 0.17 mm. The angle between the combined momentum vector of the decay products and the vector formed from the positions of the PV and the decay vertex (pointing angle) is required to be less than 2.5° .

Events satisfying this preselection are then further filtered using a multivariate analyzer based on a boosted decision tree (BDT) technique [17]. The BDT uses six variables that are chosen in a manner that does not introduce an asymmetry between either the two muons or the two pions. They are the minimum $\text{DLL}(\mu - \pi)$ of the μ^+ and μ^- , the minimum p_T of the π^+ and π^- , the minimum of the IP χ^2 of the π^+ and π^- , the \bar{B}^0 vertex χ^2 , the \bar{B}^0 pointing angle, and the \bar{B}^0 flight distance. There is

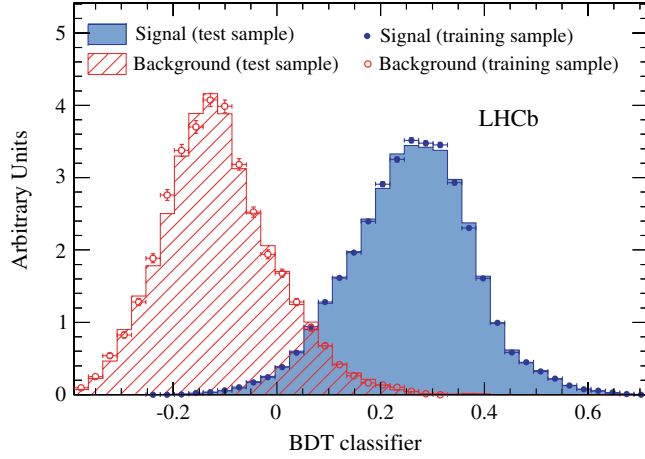


FIG. 3 (color online). Distributions of the BDT classifier for both training and test samples of $J/\psi\pi^+\pi^-$ signal and background events. The signal samples are from simulation and the background samples are from data.

discrimination power between signal and background in all of these variables, especially the \bar{B}^0 vertex χ^2 .

The background sample used to train the BDT consists of the events in the \bar{B}^0 mass sideband having $5566 < m(J/\psi\pi^+\pi^-) < 5616$ MeV. The signal sample consists of 2.0×10^6 $\bar{B}^0 \rightarrow J/\psi(\rightarrow \mu^+\mu^-)\pi^+\pi^-$ Monte Carlo simulated events that are generated uniformly in phase space, using PYTHIA [18] with a special LHCb parameter tune [19], and the LHCb detector simulation based on GEANT4 [20] described in Ref. [21]. Separate samples are used to train and test the BDT. The distributions of the BDT classifier for signal and background are shown in Fig. 3. To minimize a possible bias on the signal acceptance due to the BDT, we choose a relatively loose requirement of the BDT classifier > 0.05 which has a 96% signal efficiency and a 92% background rejection rate.

The invariant mass of the selected $J/\psi\pi^+\pi^-$ combinations, where the dimuon pair is constrained to have the J/ψ mass, is shown in Fig. 4. There are signal peaks at both the \bar{B}_s^0 and \bar{B}^0 masses on top of the background. Double-Gaussian functions are used to fit both signal peaks. They differ only in their mean values, which are determined by the data. The core Gaussian width is also allowed to vary, while the fraction and width ratio of the second Gaussian is fixed to that obtained in the fit of $\bar{B}_s^0 \rightarrow J/\psi\phi$ events. (The details of the fit are given in Ref. [6].) Other components in the fit model take into account background contributions. One source is from $B^- \rightarrow J/\psi K^-$ decays, which contributes when the K^- is misidentified as a π^- and then combined with a random π^+ ; the smaller $J/\psi\pi^-$ mode contributes when it is combined with a random π^+ . The next source contains $\bar{B}_s^0 \rightarrow J/\psi\eta'(\rightarrow \rho\gamma)$ and $\bar{B}_s^0 \rightarrow J/\psi\phi(\rightarrow \pi^+\pi^-\pi^0)$ decays where the γ and the π^0 are ignored respectively. Finally there is a $\bar{B}^0 \rightarrow J/\psi K^- \pi^+$ reflection where the K^- is misidentified as π^- . Here and elsewhere charged conjugated modes are included when

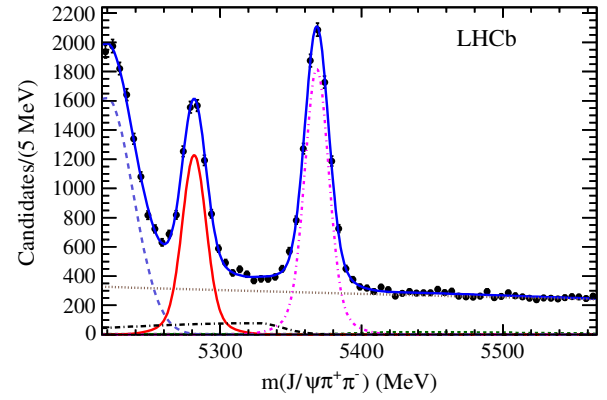


FIG. 4 (color online). Invariant mass of $J/\psi\pi^+\pi^-$ combinations. The data are fitted with a double-Gaussian signal and several background functions. The (red) solid double-Gaussian function centered at 5280 MeV is the \bar{B}^0 signal, the (brown) dotted line shows the combinatorial background, the (green) short-dashed shows the B^- background, the (purple) short-dash-dotted line shows the contribution of $\bar{B}_s^0 \rightarrow J/\psi\pi^+\pi^-$ decays, the (black) long-dash-dotted is the sum of $\bar{B}_s^0 \rightarrow J/\psi\eta'(\rightarrow \rho\gamma)$ and $\bar{B}_s^0 \rightarrow J/\psi\phi(\rightarrow \pi^+\pi^-\pi^0)$ backgrounds, the (light blue) long-dashed is the $\bar{B}^0 \rightarrow J/\psi K^- \pi^+$ reflection, and the (blue) solid line is the total.

appropriate. The exponential combinatorial background shape is taken from same-sign combinations, which are the sum of $J/\psi\pi^+\pi^+$ and $J/\psi\pi^-\pi^-$ candidates. The shapes of the other components are taken from the simulation with their normalizations allowed to vary. The fit gives 5287 ± 112 signal and 3212 ± 80 background candidates within ± 20 MeV of the \bar{B}^0 mass peak, where a K_S^0 veto, discussed later, is applied.

We use the well measured $B^- \rightarrow J/\psi K^-$ mode as a normalization channel to determine the branching fractions. To minimize the systematic uncertainty from the BDT selection, we employ a similar selection on $B^- \rightarrow J/\psi K^-$ decays after requiring the same pre-selection except for particle identification criteria on the K^-

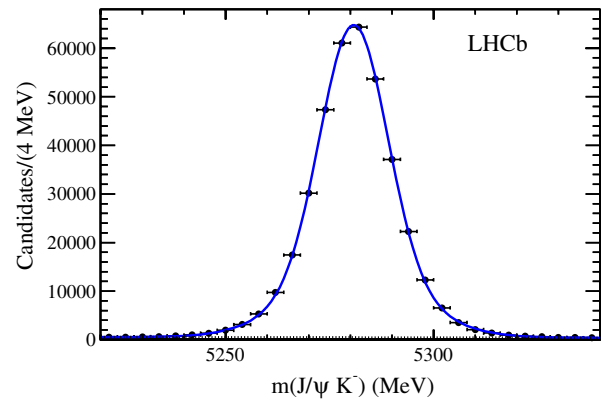


FIG. 5 (color online). Invariant mass of $J/\psi K^-$ combinations. The data points are fitted with a double-Gaussian function for signal and a linear function for background. The dotted line shows the background, and the (blue) solid line is the total.

candidates. Similar variables are used for the BDT except that the variables describing the combination of π^+ and π^- in the $J/\psi \pi^+ \pi^-$ final state are replaced by ones describing the K^- meson. For BDT training, the signal sample uses simulated events and the background sample consists of the data events in the region $5400 < m(J/\psi K^-) < 5450$ MeV. The resulting invariant mass distribution of the candidates satisfying BDT classifier >0.05 is shown in Fig. 5. Fitting the distribution with a double-Gaussian function for the signal and linear function for the background gives 350727 ± 633 signal and 4756 ± 103 background candidates within ± 20 MeV of the B^- mass peak.

III. ANALYSIS FORMALISM

We apply a formalism similar to that used in Belle's analysis [22] of $\bar{B}^0 \rightarrow K^- \pi^+ \chi_{c1}$ decays and later used in LHCb's analysis of $\bar{B}_s^0 \rightarrow J/\psi \pi^+ \pi^-$ decays [6]. The decay $\bar{B}^0 \rightarrow J/\psi \pi^+ \pi^-$, with $J/\psi \rightarrow \mu^+ \mu^-$, can be described by four variables. These are taken to be the invariant mass squared of $J/\psi \pi^+$ ($s_{12} \equiv m^2(J/\psi \pi^+)$), the invariant mass squared of $\pi^+ \pi^-$ ($s_{23} \equiv m^2(\pi^+ \pi^-)$), where we use label 1 for J/ψ , 2 for π^+ , and 3 for π^- , the J/ψ helicity angle ($\theta_{J/\psi}$), which is the angle of the μ^+ in the J/ψ rest frame with respect to the J/ψ direction in the \bar{B}^0 rest frame, and the angle between the J/ψ and $\pi^+ \pi^-$ decay planes (χ) in the \bar{B}^0 rest frame. To improve the resolution of these variables we perform a kinematic fit constraining the \bar{B}^0 and J/ψ masses to their nominal values [15], and recompute the final state momenta. To simplify the probability density function, we analyze the decay process after integrating over χ , which eliminates several interference terms.

A. The decay model for $\bar{B}^0 \rightarrow J/\psi \pi^+ \pi^-$

The overall probability density function (PDF) given by the sum of signal, S , and background, B , functions is

$$F(s_{12}, s_{23}, \theta_{J/\psi}) = \frac{f_{\text{sig}}}{\mathcal{N}_{\text{sig}}} \varepsilon(s_{12}, s_{23}, \theta_{J/\psi}) S(s_{12}, s_{23}, \theta_{J/\psi}) + \frac{(1 - f_{\text{sig}})}{\mathcal{N}_{\text{bkg}}} B(s_{12}, s_{23}, \theta_{J/\psi}), \quad (1)$$

where f_{sig} is the fraction of the signal in the fitted region and ε is the detection efficiency. The fraction of the signal is obtained from the mass fit and is fixed for the subsequent analysis. The normalization factors are given by

$$\begin{aligned} \mathcal{N}_{\text{sig}} &= \int \varepsilon(s_{12}, s_{23}, \theta_{J/\psi}) S(s_{12}, s_{23}, \theta_{J/\psi}) \\ &\quad \times ds_{12} ds_{23} d\cos\theta_{J/\psi}, \\ \mathcal{N}_{\text{bkg}} &= \int B(s_{12}, s_{23}, \theta_{J/\psi}) ds_{12} ds_{23} d\cos\theta_{J/\psi}. \end{aligned} \quad (2)$$

The event distribution for $m^2(\pi^+ \pi^-)$ versus $m^2(J/\psi \pi^+)$ in Fig. 6 shows obvious structure in $m^2(\pi^+ \pi^-)$. To investigate if there are visible exotic

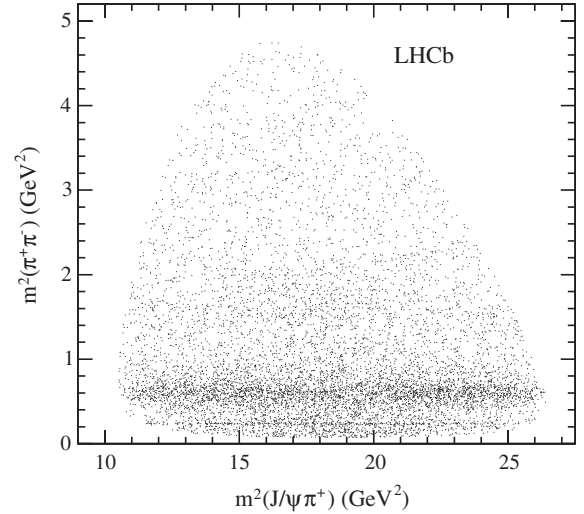


FIG. 6. Distribution of $m^2(\pi^+ \pi^-)$ versus $m^2(J/\psi \pi^+)$ for \bar{B}^0 candidate decays within ± 20 MeV of the \bar{B}^0 mass.

structures in the $J/\psi \pi^+$ system as claimed in similar decays [23], we examine the $J/\psi \pi^+$ mass distribution shown in Fig. 7(a). No resonant effects are evident. Figure 7(b) shows the $\pi^+ \pi^-$ mass distribution. There is a clear peak at the $\rho(770)$ region, a small bump around 1250 MeV, but no evidence for the $f_0(980)$ resonance. The favored $\bar{B}^0 \rightarrow J/\psi K_S^0$ decay is mostly rejected by the \bar{B}^0 vertex χ^2 selection, but about 150 such events remain. We eliminate them by excluding the candidates that have $|m(\pi^+ \pi^-) - m_{K_S^0}| < 25$ MeV, where $m_{K_S^0}$ is the K_S^0 mass [15].

1. The signal function

The signal function for \bar{B}^0 is taken to be the coherent sum over resonant states that can decay into $\pi^+ \pi^-$, plus a possible nonresonant S -wave contribution³

$$S(s_{12}, s_{23}, \theta_{J/\psi}) = \sum_{\lambda=0, \pm 1} \left| \sum_i a_{\lambda}^{R_i} e^{i\phi_{\lambda}^{R_i}} \mathcal{A}_{\lambda}^{R_i}(s_{12}, s_{23}, \theta_{J/\psi}) \right|^2, \quad (3)$$

where $\mathcal{A}_{\lambda}^{R_i}(s_{12}, s_{23}, \theta_{J/\psi})$ is the amplitude of the decay via an intermediate resonance R_i with helicity λ . Each R_i has an associated amplitude strength $a_{\lambda}^{R_i}$ for each helicity state λ and a phase $\phi_{\lambda}^{R_i}$. Note that the spin-0 component can only have a $\lambda = 0$ term. The amplitudes for each i are defined as

$$\begin{aligned} \mathcal{A}_{\lambda}^{R_i}(s_{12}, s_{23}, \theta_{J/\psi}) &= F_B^{(L_B)} F_R^{(L_R)} A_R(s_{23}) \left(\frac{P_B}{m_B} \right)^{L_B} \\ &\quad \times \left(\frac{P_R}{\sqrt{s_{23}}} \right)^{L_R} T_{\lambda} \Theta_{\lambda}(\theta_{J/\psi}), \end{aligned} \quad (4)$$

³The interference terms between different helicities are zero because we integrate over the angular variable χ .

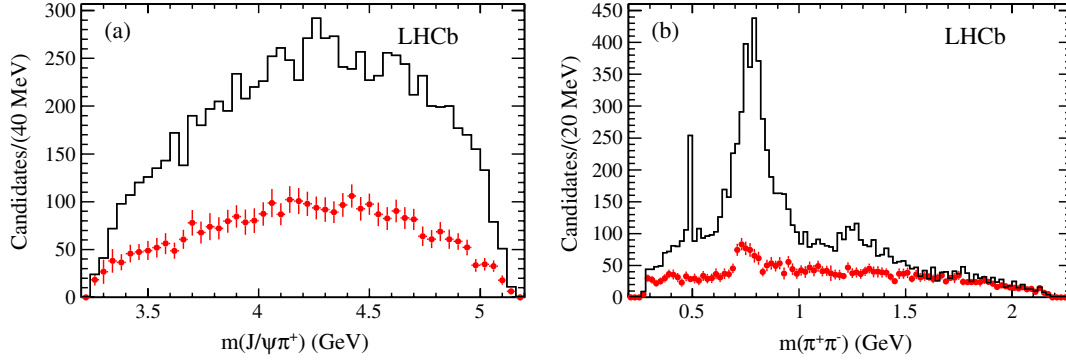


FIG. 7 (color online). Distribution of (a) $m(J/\psi\pi^+)$ and (b) $m(\pi^+\pi^-)$ for $\bar{B}^0 \rightarrow J/\psi\pi^+\pi^-$ candidate decays within ± 20 MeV of \bar{B}^0 mass shown with the solid line. The (red) points with error bars show the background contribution determined from $m(J/\psi\pi^+\pi^-)$ fits performed in each bin.

where P_B is the J/ψ momentum in the \bar{B}^0 rest frame and P_R is the momentum of either of the two pions in the dipion rest frame, m_B is the \bar{B}^0 mass, $F_B^{(L_B)}$ and $F_R^{(L_R)}$ are the \bar{B}^0 meson and R resonance Blatt-Weisskopf barrier factors [24], L_B is the orbital angular momentum between the J/ψ and $\pi^+\pi^-$ system, and L_R is the orbital angular momentum in the $\pi^+\pi^-$ decay and is equal to the spin of resonance R because pions have spin 0. Since the parent \bar{B}^0 has spin 0 and the J/ψ is a vector, when the $\pi^+\pi^-$ system forms a spin-0 resonance, $L_B = 1$ and $L_R = 0$. For $\pi^+\pi^-$ resonances with nonzero spin, L_B can be 0, 1, or 2 (1, 2, or 3) for $L_R = 1(2)$ and so on. We take the lowest L_B as the default and consider the other possibilities in the systematic uncertainty.

The Blatt-Weisskopf barrier factors $F_B^{(L_B)}$ and $F_R^{(L_R)}$ are

$$F^{(0)} = 1, \quad F^{(1)} = \frac{\sqrt{1+z_0}}{\sqrt{1+z}}, \quad (5)$$

$$F^{(2)} = \frac{\sqrt{z_0^2 + 3z_0 + 9}}{\sqrt{z^2 + 3z + 9}}.$$

For the B meson $z = r^2 P_B^2$, where the hadron scale r is taken as 5.0 GeV^{-1} , and for the R resonance $z = r^2 P_R^2$ with r taken as 1.5 GeV^{-1} [25]. In both cases $z_0 = r^2 P_0^2$ where P_0 is the decay daughter momentum calculated at the resonance pole mass.

The angular term, T_λ , is obtained using the helicity formalism and is defined as

$$T_\lambda = d_{\lambda 0}^J(\theta_{\pi\pi}), \quad (6)$$

where d is the Wigner d function, J is the resonance spin, and $\theta_{\pi\pi}$ is the $\pi^+\pi^-$ resonance helicity angle which is defined as the angle of the π^+ in the $\pi^+\pi^-$ rest frame with respect to the $\pi^+\pi^-$ direction in the \bar{B}^0 rest frame and calculated from the other variables as

$$\cos \theta_{\pi\pi} = \frac{[m^2(J/\psi\pi^+) - m^2(J/\psi\pi^-)]m(\pi^+\pi^-)}{4P_R P_B m_B}. \quad (7)$$

The J/ψ helicity dependent term $\Theta_\lambda(\theta_{J/\psi})$ is defined as

$$\Theta_\lambda(\theta_{J/\psi}) = \begin{cases} \sqrt{\sin^2 \theta_{J/\psi}} & \text{for helicity} = 0 \\ \sqrt{\frac{1 + \cos^2 \theta_{J/\psi}}{2}} & \text{for helicity} = \pm 1. \end{cases} \quad (8)$$

The function $A_R(s_{23})$ describes the mass squared shape of the resonance R , which in most cases is a Breit-Wigner (BW) amplitude. Complications arise, however, when a new decay channel opens close to the resonant mass. The proximity of a second threshold distorts the line shape of the amplitude. This happens for the $f_0(980)$ resonance because the K^+K^- decay channel opens. Here we use a Flatté model [26] which is described below.

The BW amplitude for a resonance decaying into two spin-0 particles, labeled as 2 and 3, is

$$A_R(s_{23}) = \frac{1}{m_R^2 - s_{23} - im_R \Gamma(s_{23})}, \quad (9)$$

where m_R is the resonance pole mass, and $\Gamma(s_{23})$ is its energy-dependent width that is parametrized as

$$\Gamma(s_{23}) = \Gamma_0 \left(\frac{P_R}{P_0} \right)^{2L_R+1} \left(\frac{m_R}{\sqrt{s_{23}}} \right) F_R^2. \quad (10)$$

Here Γ_0 is the decay width when the invariant mass of the daughter combinations is equal to m_R .

The Flatté model is parametrized as

$$A_R(s_{23}) = \frac{1}{m_R^2 - s_{23} - im_R(g_{\pi\pi}\rho_{\pi\pi} + g_{KK}\rho_{KK})}. \quad (11)$$

The constants $g_{\pi\pi}$ and g_{KK} are the $f_0(980)$ couplings to $\pi\pi$ and $K\bar{K}$ final states respectively. The ρ factors account for the Lorentz-invariant phase space and are given as

$$\rho_{\pi\pi} = \frac{2}{3} \sqrt{1 - \frac{4m_{\pi^+}^2}{m^2(\pi^+\pi^-)}} + \frac{1}{3} \sqrt{1 - \frac{4m_{\pi^0}^2}{m^2(\pi^+\pi^-)}}, \quad (12)$$

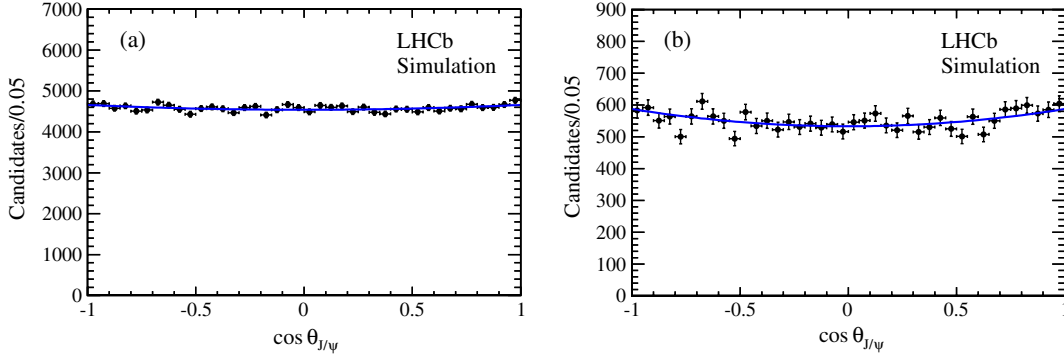


FIG. 8 (color online). Distributions of $\cos \theta_{J/\psi}$ for the $J/\psi \pi^+ \pi^-$ simulated sample in (a) the entire dipion mass region and (b) $\rho(770)$ region.

$$\rho_{KK} = \frac{1}{2} \sqrt{1 - \frac{4m_{K^\pm}^2}{m^2(\pi^+ \pi^-)}} + \frac{1}{2} \sqrt{1 - \frac{4m_{K^0}^2}{m^2(\pi^+ \pi^-)}}. \quad (13)$$

For nonresonant processes, the amplitude $\mathcal{A}(s_{12}, s_{23}, \theta_{J/\psi})$ is derived from Eq. (4), considering that the $\pi^+ \pi^-$ system is S -wave (i.e., $L_R = 0$, $L_B = 1$) and $A_R(s_{23})$ is constant over the phase space s_{12} and s_{23} . Thus, it is parametrized as

$$\mathcal{A}(s_{12}, s_{23}, \theta_{J/\psi}) = \frac{P_B}{m_B} \sqrt{\sin^2 \theta_{J/\psi}}. \quad (14)$$

2. Detection efficiency

The detection efficiency is determined from a sample of 2.0×10^6 $\bar{B}^0 \rightarrow J/\psi (\rightarrow \mu^+ \mu^-) \pi^+ \pi^-$ simulated events that are generated uniformly in phase space. Both s_{12} and s_{13} are centered at about 18.4 GeV^2 . We model the detection efficiency using the symmetric dimensionless Dalitz-plot observables

$$x = s_{12}/\text{GeV}^2 - 18.4, \text{ and } y = s_{13}/\text{GeV}^2 - 18.4. \quad (15)$$

These variables are related to s_{23} since

$$s_{12} + s_{13} + s_{23} = m_B^2 + m_{J/\psi}^2 + m_{\pi^+}^2 + m_{\pi^-}^2. \quad (16)$$

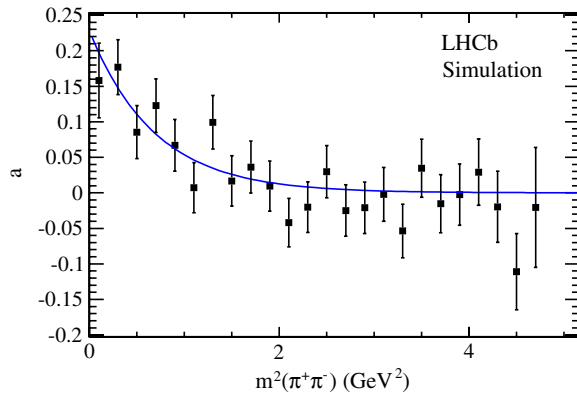


FIG. 9 (color online). Exponential fit to the acceptance parameter $a(s_{12})$ used in Eq. (18).

The acceptance in $\cos \theta_{J/\psi}$ is not uniform, but depends on s_{23} , as shown in Fig. 8. If the efficiency was independent of s_{23} , then the curves would have the same shape. On the other hand, no clear dependence on s_{12} is seen. Thus the efficiency model can be expressed as

$$\varepsilon(s_{12}, s_{23}, \theta_{J/\psi}) = \varepsilon_1(x, y) \times \varepsilon_2(s_{23}, \theta_{J/\psi}). \quad (17)$$

To study the $\cos \theta_{J/\psi}$ acceptance, we fit the $\cos \theta_{J/\psi}$ distributions from simulation in 24 bins of $m^2(\pi^+ \pi^-)$ with the function

$$\varepsilon_2(s_{23}, \theta_{J/\psi}) = \frac{1 + a \cos^2 \theta_{J/\psi}}{2 + 2a/3}, \quad (18)$$

giving 24 values of a as a function of $m^2(\pi^+ \pi^-)$. The resultant distribution shown in Fig. 9 can be described by an exponential function,

$$a(s_{23}) = \exp(a_1 + a_2 s_{23}), \quad (19)$$

with $a_1 = -1.48 \pm 0.20$ and $a_2 = (-1.45 \pm 0.33) \text{ GeV}^{-2}$.

Equation (18) is normalized with respect to $\cos \theta_{J/\psi}$. Thus, after integrating over $\cos \theta_{J/\psi}$, Eq. (17) becomes

$$\int_{-1}^{+1} \varepsilon(s_{12}, s_{23}, \theta_{J/\psi}) d \cos \theta_{J/\psi} = \varepsilon_1(x, y). \quad (20)$$

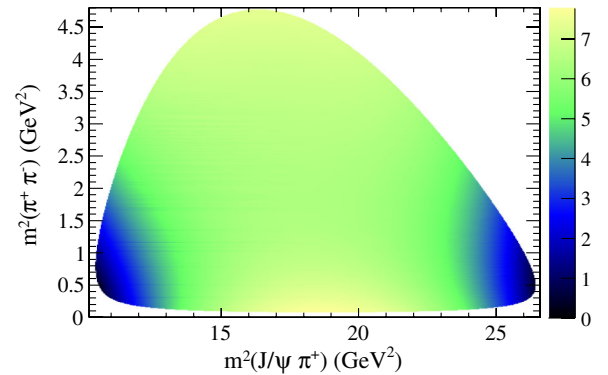


FIG. 10 (color online). Parametrized detection efficiency as a function of $m^2(\pi^+ \pi^-)$ versus $m^2(J/\psi \pi^+)$ determined from simulation. The z -axis scale is arbitrary.

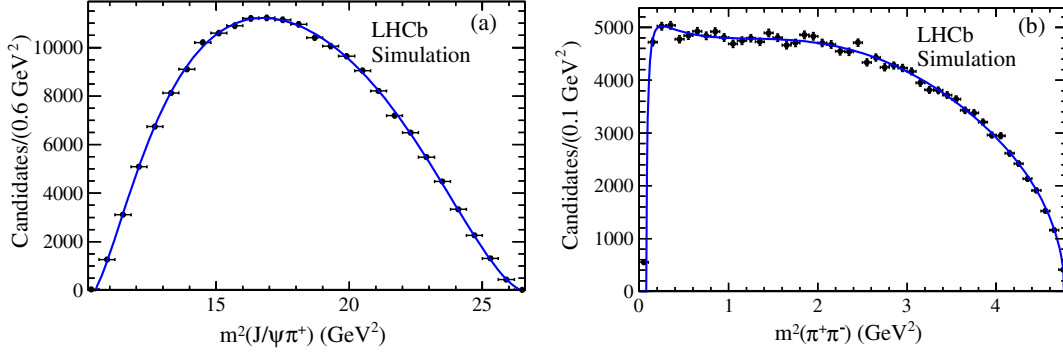


FIG. 11 (color online). Projections onto (a) $m^2(J/\psi\pi^+)$ and (b) $m^2(\pi^+\pi^-)$ of the simulated Dalitz plot used to determine the efficiency parameters. The points represent the simulated event distributions and the curves the projections of the polynomial fits.

This term of the efficiency is parametrized as a symmetric fourth-order polynomial function given by

$$\begin{aligned} \varepsilon_1(x, y) = & 1 + \epsilon'_1(x + y) + \epsilon'_2(x + y)^2 + \epsilon'_3xy \\ & + \epsilon'_4(x + y)^3 + \epsilon'_5xy(x + y) + \epsilon'_6(x + y)^4 \\ & + \epsilon'_7xy(x + y)^2 + \epsilon'_8x^2y^2, \end{aligned} \quad (21)$$

where the ϵ'_i are the fit parameters.

Figure 10 shows the polynomial function obtained from a fit to the Dalitz-plot distributions of simulated events. The projections of the fit are shown in Fig. 11 and the resulting parameters are given in Table I.

3. Background composition

Backgrounds from B decays into J/ψ final states have already been discussed in Sec. II. The main background source is combinatorial and its shape can be determined from the same-sign $\pi^\pm\pi^\pm$ combinations within ± 20 MeV of the \bar{B}^0 mass peak; this region also contains the small B^- background. In addition, there is background arising from partially reconstructed \bar{B}_s^0 decays including $\bar{B}_s^0 \rightarrow J/\psi\eta'(\rightarrow \rho\gamma)$, $\bar{B}_s^0 \rightarrow J/\psi\phi(\rightarrow \pi^+\pi^-\pi^0)$, and a $\bar{B}^0 \rightarrow J/\psi K^-\pi^+$ reflection, which cannot be present in same-sign combinations. We use simulated samples of inclusive

\bar{B}_s^0 decays, and exclusive $\bar{B}^0 \rightarrow J/\psi\bar{K}^{*0}(892)$ and $\bar{B}^0 \rightarrow J/\psi\bar{K}_2^{*0}(1430)$ decays to model the additional backgrounds. The background fraction of each source is studied by fitting the $J/\psi\pi^+\pi^-$ candidate invariant mass distributions in bins of $m^2(\pi^+\pi^-)$. The resulting background distribution in the ± 20 MeV \bar{B}^0 signal region is shown in Fig. 12. It is fit by histograms from the same-sign combinations and two additional simulations, giving a partially reconstructed \bar{B}_s^0 background of 12.8%, and a reflection background that is 5.2% of the total background.

The background is parametrized as

$$\begin{aligned} B(s_{12}, s_{23}, \theta_{J/\psi}) = & \frac{m(\pi^+\pi^-)}{2P_R P_B m_B} B_1(s_{23}, \cos\theta_{\pi\pi}) \\ & \times (1 + \alpha \cos^2\theta_{J/\psi}), \end{aligned} \quad (22)$$

where the first part $\frac{m(\pi^+\pi^-)}{2P_R P_B m_B}$ converts phase space from s_{12} to $\cos\theta_{\pi\pi}$, and

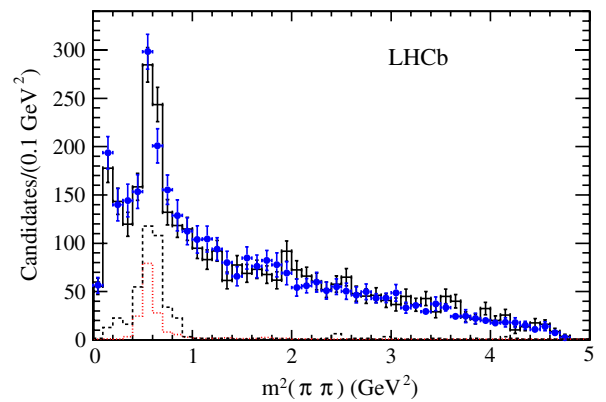


FIG. 12 (color online). The $m^2(\pi\pi)$ distribution of background. The (black) histogram with error bars shows the same-sign data combinations with additional background from simulation, the (blue) points with error bars show the background obtained from the mass fits, the (black) dashed line is the partially reconstructed \bar{B}_s^0 background, and the (red) dotted is the misidentified $\bar{B}^0 \rightarrow J/\psi K^-\pi^+$ contribution.

TABLE I. Efficiency parameters to describe the acceptance on the signal Dalitz plot.

Parameter	Value
ϵ'_1	0.142 ± 0.010
ϵ'_2	0.101 ± 0.014
ϵ'_3	0.0082 ± 0.0005
ϵ'_4	0.027 ± 0.007
ϵ'_5	0.0052 ± 0.0003
ϵ'_6	0.0028 ± 0.0010
ϵ'_7	0.00074 ± 0.00017
ϵ'_8	-0.000105 ± 0.000008
χ^2/ndf	308/298

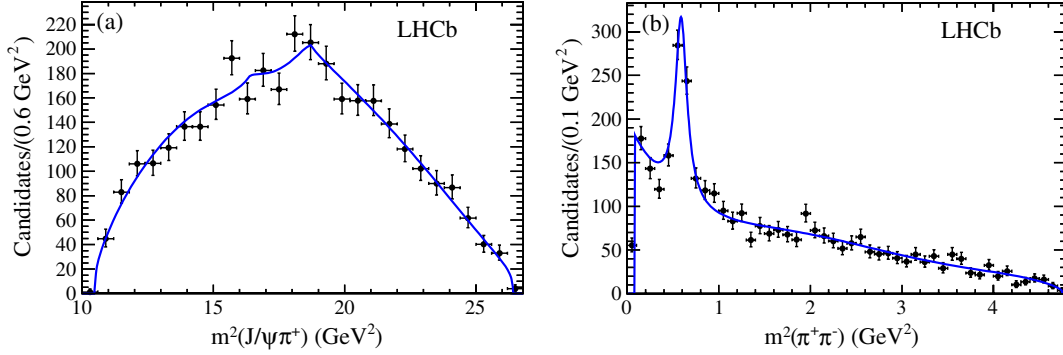


FIG. 13 (color online). Projections of invariant mass squared of (a) $m^2(J/\psi \pi^+)$ and (b) $m^2(\pi^+ \pi^-)$ of the background Dalitz plot. The points with error bars show the same-sign combinations with additional background from simulation.

$$B_1(s_{23}, \cos \theta_{\pi\pi}) = \left[B_2(\zeta) \frac{p_B}{m_B} + \frac{b_0}{(m_0^2 - s_{23})^2 + m_0^2 \Gamma_0^2} \right] \times \frac{1 + c_1 q(\zeta) |\cos \theta_{\pi\pi}| + c_4 p(\zeta) \cos^2 \theta_{\pi\pi}}{2[1 + c_1 q(\zeta)/2 + c_4 p(\zeta)/3]}. \quad (23)$$

The variable $\zeta = 2(s_{23} - s_{\min})/(s_{\max} - s_{\min}) - 1$, where s_{\min} and s_{\max} give the fit boundaries, $B_2(\zeta)$ is a fifth-order Chebyshev polynomial with parameters b_i ($i = 1-5$), and $q(\zeta)$ and $p(\zeta)$ are both second-order Chebyshev polynomials with parameters c_i ($i = 2, 3, 5, 6$), and c_1 and c_4 are free parameters. In order to better approximate the real background in the \bar{B}_s^0 signal region, the $J/\psi \pi^\pm \pi^\mp$ candidates are kinematically constrained to the \bar{B}_s^0 mass. A fit to the same-sign sample, with additional background from simulation, determines b_i , c_i , m_0 , and Γ_0 . Figure 13 shows the mass squared projections from the fit. The fitted background parameters are shown in Table II.

The $(1 + \alpha \cos^2 \theta_{J/\psi})$ term is a function of the J/ψ helicity angle. The $\cos \theta_{J/\psi}$ distribution of background is shown in Fig. 14, and is fit with the function $1 + \alpha \cos^2 \theta_{J/\psi}$

that determines the parameter $\alpha = -0.38 \pm 0.04$. We have verified that α is independent of s_{23} .

B. Fit fractions

While a complete description of the decay is given in terms of the fitted amplitudes and phases, the knowledge of the contribution of each component can be summarized by defining a fit fraction, \mathcal{F}_λ^R , as the integration of the squared amplitude of R over the Dalitz plot divided by the integration of the entire signal function,

$$\mathcal{F}_\lambda^R = \frac{\int |a_\lambda^R e^{i\phi_\lambda^R} \mathcal{A}_\lambda^R(s_{12}, s_{23}, \theta_{J/\psi})|^2 ds_{12} ds_{23} d\cos \theta_{J/\psi}}{\int S(s_{12}, s_{23}, \theta_{J/\psi}) ds_{12} ds_{23} d\cos \theta_{J/\psi}}. \quad (24)$$

Note that the sum of the fit fractions over all λ and R is not necessarily unity due to the potential presence of interference between two resonances. If the Dalitz plot has more destructive interference than constructive interference, the total fit fraction will be greater than one. Interference term fractions are given by

$$\mathcal{F}_{\lambda}^{RR'} = \mathcal{R}e \left(\frac{\int a_\lambda^R a_{\lambda'}^{R'} e^{i(\phi_\lambda^R - \phi_{\lambda'}^{R'})} \mathcal{A}_\lambda^R(s_{12}, s_{23}, \theta_{J/\psi}) \mathcal{A}_{\lambda'}^{R'}(s_{12}, s_{23}, \theta_{J/\psi}) ds_{12} ds_{23} d\cos \theta_{J/\psi}}{\int S(s_{12}, s_{23}, \theta_{J/\psi}) ds_{12} ds_{23} d\cos \theta_{J/\psi}} \right), \quad (25)$$

and the sum of the two is

$$\sum_\lambda \left(\sum_R \mathcal{F}_\lambda^R + \sum_{R \neq R'} \mathcal{F}_\lambda^{RR'} \right) = 1. \quad (26)$$

Note that interference terms between different spin- J states vanish, because the $d_{\lambda 0}^J$ angular functions in \mathcal{A}_λ^R are orthogonal.

The statistical errors of the fit fractions depend on the statistical errors of every fitted magnitude and phase, and their correlations. Therefore, to determine the uncertainties the covariance matrix and parameter values from the fit are used to generate 500 sample parameter sets. For each

set, the fit fractions are calculated. The distributions of the obtained fit fractions are described by bifurcated Gaussian functions. The widths of the Gaussians are taken as the statistical errors on the corresponding parameters. The correlations of fitted parameters are also taken into account.

IV. FINAL STATE COMPOSITION

A. Resonance models

To study the resonant structures of the decay $\bar{B}^0 \rightarrow J/\psi \pi^+ \pi^-$ we use those combinations with an invariant mass within ± 20 MeV of the \bar{B}^0 mass peak and apply a $J/\psi K_S^0$ veto. The total number of remaining candidates is

TABLE II. Parameters for the background model used in Eq. (23).

Parameter	Value
b_0	$(4.4 \pm 1.2) \times 10^{-3} \text{ GeV}^4$
m_0	$0.767 \pm 0.005 \text{ GeV}$
Γ_0	$0.101 \pm 0.015 \text{ GeV}$
b_1	-0.52 ± 0.07
b_2	0.22 ± 0.05
b_3	-0.14 ± 0.06
b_4	0.11 ± 0.04
b_5	-0.06 ± 0.04
c_1	-0.70 ± 0.04
c_2	-0.4 ± 0.3
c_3	1.9 ± 0.2
c_4	0.42 ± 0.03
c_5	1.7 ± 0.8
c_6	2.5 ± 0.8
χ^2/ndf	$252/284$

8483, of which 3212 ± 80 are attributed to background. Possible resonances in the decay $\bar{B}^0 \rightarrow J/\psi \pi^+ \pi^-$ are listed in Table III. In addition, there could be some contribution from nonresonant $\bar{B}^0 \rightarrow J/\psi \pi^+ \pi^-$ decays.

The masses and widths of the BW resonances are listed in Table IV. When used in the fit they are fixed to these values except for the parameters of the $f_0(500)$ resonance which are constrained by their uncertainties. Besides the mass and width, the Flatté resonance shape has two additional parameters $g_{\pi\pi}$ and g_{KK} , which are also fixed in the fit to values obtained in our previous Dalitz analysis of $\bar{B}_s^0 \rightarrow J/\psi \pi^+ \pi^-$ [6], where a large fraction of \bar{B}_s^0 decays are to $J/\psi f_0(980)$. The parameters are taken to be $m_0 = 939.9 \pm 6.3 \text{ MeV}$, $g_{\pi\pi} = 199 \pm 30 \text{ MeV}$, and $g_{KK}/g_{\pi\pi} = 3.0 \pm 0.3$. All background and efficiency parameters are fixed in the fit.

To determine the complex amplitudes in a specific model, the data are fitted maximizing the unbinned likelihood given as

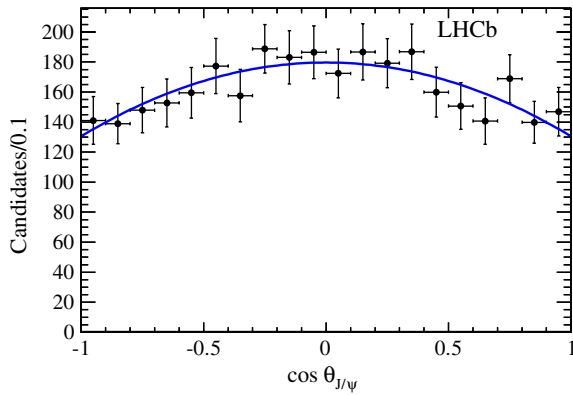


FIG. 14 (color online). Distribution of the background in $\cos \theta_{J/\psi}$ resulting from $J/\psi \pi^+ \pi^-$ candidate mass fits in each bin of $\cos \theta_{J/\psi}$. The curve represents the fitted function $1 + \alpha \cos^2 \theta_{J/\psi}$.

TABLE III. Possible resonances in the $\bar{B}^0 \rightarrow J/\psi \pi^+ \pi^-$ decay mode.

Resonance	Spin	Helicity	Resonance formalism
$f_0(500)$	0	0	BW
$\rho(770)$	1	$0, \pm 1$	BW
$\omega(782)$	1	$0, \pm 1$	BW
$f_0(980)$	0	0	Flatté
$f_2(1270)$	2	$0, \pm 1$	BW
$f_0(1370)$	0	0	BW
$\rho(1450)$	1	$0, \pm 1$	BW
$f_0(1500)$	0	0	BW
$\rho(1700)$	1	$0, \pm 1$	BW
$f_0(1710)$	0	0	BW

$$\mathcal{L} = \prod_{i=1}^N F(s_{12}^i, s_{23}^i, \theta_{J/\psi}^i), \quad (27)$$

where N is the total number of candidates, and F is the total PDF defined in Eq. (1). The PDF is constructed from the signal fraction f_{sig} , the efficiency model $\varepsilon(s_{12}, s_{23}, \theta_{J/\psi})$, the background model $B(s_{12}, s_{23}, \theta_{J/\psi})$, and the signal model $S(s_{12}, s_{23}, \theta_{J/\psi})$. In order to ensure proper convergence using the maximum likelihood method, the PDF needs to be normalized. This is accomplished by first normalizing the J/ψ helicity dependent part $\varepsilon(s_{23}, \theta_{J/\psi}) \Theta_\lambda(\theta_{J/\psi})$ over $\cos \theta_{J/\psi}$ by analytical integration. This integration results in additional factors as a function of s_{23} . We then normalize the mass dependent part multiplied by the additional factors using numerical integration over 500×500 bins.

The fit determines the relative amplitude magnitudes $a_\lambda^{R_i}$ and phases $\phi_\lambda^{R_i}$ defined in Eq. (3); we choose to fix $a_0^{\rho(770)}$ to 1. As only relative phases are physically meaningful, one phase in each helicity grouping has to be fixed; we choose to fix those of the $f_0(500)$ and the $\rho(770)$ ($|\lambda| = 1$) to 0. In addition, since the final state $J/\psi \pi^+ \pi^-$ is a self-charge-conjugate mode and as we do not determine the B flavor, the signal function is an average of B^0 and \bar{B}^0 decays. If we do not consider $\pi^+ \pi^-$ partial waves of a higher order than D -wave, then we can express the differential decay rate derived from Eqs. (3), (4), and (8) in terms of S , P , and D waves including helicity 0 and ± 1 ,

TABLE IV. Breit-Wigner resonance parameters.

Resonance	Mass (MeV)	Width (MeV)	Source
$f_0(500)$	513 ± 32	335 ± 67	CLEO [27]
$\rho(770)$	775.49 ± 0.34	149.1 ± 0.8	PDG [15]
$\omega(782)$	782.65 ± 0.12	8.49 ± 0.08	PDG [15]
$f_2(1270)$	1275.1 ± 1.2	$185.1^{+2.9}_{-2.4}$	PDG [15]
$f_0(1370)$	1475 ± 6	113 ± 11	LHCb [6]
$\rho(1450)$	1465 ± 25	400 ± 60	PDG [15]
$f_0(1500)$	1505 ± 6	109 ± 7	PDG [15]
$\rho(1700)$	1700 ± 20	250 ± 100	PDG [15]
$f_0(1710)$	1720 ± 6	135 ± 8	PDG [15]

TABLE V. Values of χ^2/ndf and $-\ln \mathcal{L}$ of different resonance models.

Resonance model	$-\ln \mathcal{L}$	χ^2/ndf	Probability (%)
Best model	35292	1058/1003	11.1
Best model + $\rho(1700)$	35284	1045/999	15.0
Best model + NR	35284	1058/1001	10.3
Best model + $f_0(1370)$	35285	1047/1001	15.2
Best model + $f_0(1500)$	35287	1049/1001	14.4
Best model + $f_0(1710)$	35289	1052/1001	12.6

$$\begin{aligned}
& \frac{d\bar{\Gamma}}{dm_{\pi\pi} d\cos\theta_{\pi\pi} d\cos\theta_{J/\psi}} \\
&= \left| \mathcal{A}_{S_0}^s e^{i\phi_{S_0}^s} + \mathcal{A}_{P_0}^s e^{i\phi_{P_0}^s} \cos\theta_{\pi\pi} \right. \\
&\quad + \left. \mathcal{A}_{D_0}^s e^{i\phi_{D_0}^s} \left(\frac{3}{2} \cos^2\theta_{\pi\pi} - \frac{1}{2} \right) \right|^2 \sin^2\theta_{J/\psi} \\
&\quad + \left| \mathcal{A}_{P_{\pm 1}}^s e^{i\phi_{P_{\pm 1}}^s} \frac{1}{2} \sin\theta_{\pi\pi} \right. \\
&\quad + \left. \mathcal{A}_{D_{\pm 1}}^s e^{i\phi_{D_{\pm 1}}^s} \sqrt{\frac{3}{2}} \sin\theta_{\pi\pi} \cos\theta_{\pi\pi} \right|^2 \frac{1 + \cos^2\theta_{J/\psi}}{2},
\end{aligned} \tag{28}$$

for \bar{B}^0 decays, where $\mathcal{A}_{k\lambda}^s$ and $\phi_{k\lambda}^s$ are the sum of amplitudes and reference phase for the spin- k resonance group, respectively. The B^0 function for decays is similar, but $\theta_{\pi^+\pi^-}$ and $\theta_{J/\psi}$ are changed to $\pi - \theta_{\pi^+\pi^-}$ and $\pi - \theta_{J/\psi}$

respectively, as a result of using π^- and μ^- to define the helicity angles, yielding

$$\begin{aligned}
& \frac{d\Gamma}{dm_{\pi\pi} d\cos\theta_{\pi\pi} d\cos\theta_{J/\psi}} \\
&= \left| \mathcal{A}_{S_0}^s e^{i\phi_{S_0}^s} - \mathcal{A}_{P_0}^s e^{i\phi_{P_0}^s} \cos\theta_{\pi\pi} \right. \\
&\quad + \left. \mathcal{A}_{D_0}^s e^{i\phi_{D_0}^s} \left(\frac{3}{2} \cos^2\theta_{\pi\pi} - \frac{1}{2} \right) \right|^2 \sin^2\theta_{J/\psi} \\
&\quad + \left| \mathcal{A}_{P_{\pm 1}}^s e^{i\phi_{P_{\pm 1}}^s} \frac{1}{2} \sin\theta_{\pi\pi} \right. \\
&\quad + \left. \mathcal{A}_{D_{\pm 1}}^s e^{i\phi_{D_{\pm 1}}^s} \sqrt{\frac{3}{2}} \sin\theta_{\pi\pi} \cos\theta_{\pi\pi} \right|^2 \frac{1 + \cos^2\theta_{J/\psi}}{2}.
\end{aligned} \tag{29}$$

Summing Eqs. (28) and (29) results in cancellation of the interference involving the $\lambda = 0$ terms for spin 1, and the $\lambda = \pm 1$ terms for spin 2, as they appear with opposite signs for \bar{B}^0 and B^0 decays. Therefore, we have to fix one phase in spin-1 ($\lambda = 0$) group ($\phi_{P_0}^s$) and one in spin-2 ($\lambda = \pm 1$) group ($\phi_{D_{\pm 1}}^s$); the phases of $\rho(770)$ ($\lambda = 0$) and $f_2(1270)$ ($\lambda = \pm 1$) are fixed to zero. The other phases in each corresponding group are relative to that of the fixed resonance.

B. Fit results

To find the best model, we proceed by fitting with all the possible resonances and a nonresonance (NR) component,

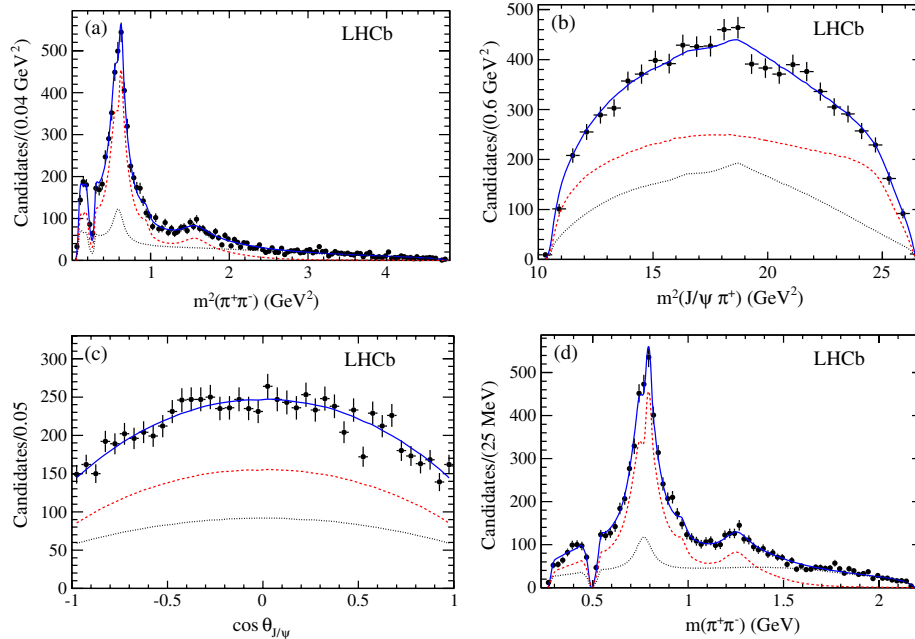


FIG. 15 (color online). Dalitz fit projections of (a) $m^2(\pi^+\pi^-)$, (b) $m^2(J/\psi\pi^+)$, (c) $\cos\theta_{J/\psi}$, and (d) $m(\pi^+\pi^-)$ for the best model. The points with error bars are data, the signal fit is shown with a (red) dashed line, the background with a (black) dotted line, and the (blue) solid line represents the total. In (a) and (d), the shape variations near the $\rho(770)$ mass are due to $\rho(770) - \omega(782)$ interference, and the dip at the K_S^0 mass [15] is due to the K_S^0 veto.

TABLE VI. Fit fractions and significances of contributing components for the best model, as well as the fractions of the helicity $\lambda = 0$ part. The significance takes into account both statistical and systematic uncertainties.

Components	Fit fraction (%)	$\lambda = 0$ fraction	Significance (σ)
$\rho(770)$	$62.8^{+4.8+2.8}_{-2.9-4.8}$	$0.63 \pm 0.04^{+0.06}_{-0.03}$	11.2
$\omega(782)$	$0.59^{+0.23+0.27}_{-0.13-0.14}$	$0.30^{+0.26}_{-0.18} \pm 0.05$	3.1
$f_0(980)$	$1.53^{+0.77+0.43}_{-0.50-0.35}$	1	2.5
$f_2(1270)$	$8.9 \pm 1.1 \pm 1.0$	$0.76 \pm 0.06 \pm 0.05$	5.9
$\rho(1450)$	$5.3^{+2.5+5.6}_{-1.4-0.9}$	$0.28^{+0.17+0.08}_{-0.13-0.12}$	3.2
$f_0(500)$	$16.2 \pm 2.0^{+6.0}_{-2.0}$	1	5.7
Sum	95.2		

TABLE VII. Interference fractions $\mathcal{F}_\lambda^{RR'}$ (%) computed using Eq. (25). Note that the diagonal elements are fit fractions defined in Eq. (24).

		ρ 770	ω 782	ρ 1450	f_0 980	f_0 500	f_2 1270	ρ 770	ω 782	ρ 1450	f_2 1270
	$ \lambda $	0	0	0	0	0	0	1	1	1	1
$\rho(770)$	0	39.44	-0.02	-0.89	0	0	0	0	0	0	0
$\omega(782)$	0		0.18	-0.05	0	0	0	0	0	0	0
$\rho(1450)$	0			1.47	0	0	0	0	0	0	0
$f_0(980)$	0				1.53	2.08	0	0	0	0	0
$f_0(500)$	0					16.15	0	0	0	0	0
$f_2(1270)$	0						6.72	0	0	0	0
$\rho(770)$	1							23.32	0.29	0	0
$\omega(782)$	1								0.41	-0.07	0
$\rho(1450)$	1									3.80	0
$f_2(1270)$	1										2.14

then subsequently remove the most insignificant component one at a time. We repeat this procedure until each remaining contribution has more than 3 statistical standard deviation (σ) significance. The significance is estimated from the fit fraction divided by its statistical uncertainty. The best fit model contains six resonances, the $f_0(500)$, $f_0(980)$, $f_2(1270)$, $\rho(770)$, $\rho(1450)$, and $\omega(782)$.

In order to compare the different models quantitatively an estimate of the goodness of fit is calculated from three-dimensional partitions of the one angular and two mass squared variables. We use the Poisson likelihood χ^2 [28] defined as

$$\chi^2 = 2 \sum_{i=1}^{N_{\text{bin}}} \left[x_i - n_i + n_i \ln \left(\frac{n_i}{x_i} \right) \right], \quad (30)$$

where n_i is the number of events in the three-dimensional bin i and x_i is the expected number of events in that bin according to the fitted likelihood function. A total of 1021 bins (N_{bin}) are used to calculate the χ^2 , based on the variables $m^2(J/\psi \pi^+)$, $m^2(\pi^+ \pi^-)$, and $\cos \theta_{J/\psi}$. The χ^2/ndf and the negative of the logarithm of the likelihood, $-\ln \mathcal{L}$, of the fits are given in Table V; ndf is equal to $N_{\text{bin}} - 1 - N_{\text{par}}$, where N_{par} is the number of fitting parameters. The difference between the best fit results and fits

with one additional component is taken as a systematic uncertainty. Figure 15 shows the best fit model projections of $m^2(\pi^+ \pi^-)$, $m^2(J/\psi \pi^+)$, $\cos \theta_{J/\psi}$, and $m(\pi^+ \pi^-)$. We calculate the fit fraction of each component using Eq. (24). For a P - or D -wave resonance, we report its total fit fraction by summing all the helicity components, and the fraction of the helicity $\lambda = 0$ component. The results are listed in Table VI. Systematic uncertainties will be discussed in Sec. VI. Two interesting ratios of fit fractions are $(0.93^{+0.37+0.47}_{-0.22-0.23})\%$ for $\omega(782)$ to $\rho(770)$, and $(9.5^{+6.7}_{-3.4} \pm 3.0)\%$ for $f_0(980)$ to $f_0(500)$.

TABLE VIII. Resonant phases from the best fit.

Components	Phase (deg)
$\rho(770)$, $\lambda = 0$	0 (fixed)
$\rho(770)$, $ \lambda = 1$	0 (fixed)
$\omega(782)$, $\lambda = 0$	-84 ± 31
$\omega(782)$, $ \lambda = 1$	-70 ± 16
$f_0(980)$	103 ± 17
$f_2(1270)$, $\lambda = 0$	-87 ± 12
$f_2(1270)$, $ \lambda = 1$	0 (fixed)
$\rho(1450)$, $\lambda = 0$	-162 ± 22
$\rho(1450)$, $ \lambda = 1$	160 ± 48
$f_0(500)$	0 (fixed)

TABLE IX. Fit fractions (%) of contributing components for the best model with adding one additional resonance.

	Best	+ $\rho(1700)$	+ $f_0(1370)$	+ $f_0(1500)$	+ $f_0(1710)$	+NR
$\rho(770)$	$62.8^{+4.8}_{-2.9}$	$59.5^{+3.1}_{-2.8}$	$62.6^{+3.9}_{-2.5}$	$62.4^{+4.1}_{-2.5}$	$63.3^{+5.6}_{-3.0}$	$63.4^{+3.8}_{-2.7}$
$\omega(782)$	$0.59^{+0.23}_{-0.13}$	$0.58^{+0.22}_{-0.15}$	$0.60^{+0.26}_{-0.15}$	$0.60^{+0.25}_{-0.15}$	$0.59^{+0.25}_{-0.15}$	$0.59^{+0.25}_{-0.14}$
$f_0(980)$	$1.53^{+0.77}_{-0.50}$	$1.54^{+0.75}_{-0.53}$	$1.54^{+0.76}_{-0.55}$	$1.50^{+0.78}_{-0.54}$	$1.55^{+0.76}_{-0.51}$	$1.74^{+0.80}_{-0.55}$
$f_2(1270)$	8.9 ± 1.1	8.1 ± 1.2	8.8 ± 1.1	8.8 ± 1.1	8.9 ± 1.1	8.8 ± 1.1
$\rho(1450)$	$5.3^{+2.5}_{-1.4}$	$10.8^{+5.4}_{-3.6}$	$4.7^{+1.6}_{-1.1}$	$4.9^{+1.9}_{-1.2}$	$5.7^{+4.0}_{-2.3}$	$4.6^{+2.1}_{-1.3}$
$f_0(500)$	16.2 ± 2.0	15.6 ± 1.9	16.6 ± 2.0	16.9 ± 2.1	16.3 ± 2.1	21.9 ± 3.8
$\rho(1700)$...	$3.4^{+2.7}_{-1.5}$
$f_0(1370)$	$1.3^{+0.8}_{-0.5}$
$f_0(1500)$	$1.0^{+0.7}_{-0.4}$
$f_0(1710)$	$0.4^{+0.4}_{-0.2}$...
NR	$4.5^{+2.7}_{-1.7}$
Sum	95.2	99.6	96.2	96.0	96.7	105.5

The fit fractions of the interference terms are computed using Eq. (25) and listed in Table VII. Table VIII shows the resonant phases from the best fit. For the systematic uncertainty study, Table IX shows the fit fractions of components for the best model with one additional resonance.

C. Helicity angle distributions

We show the helicity angle distributions in the $\rho(770)$ mass region defined within one full width of the $\rho(770)$ resonance (the width values are given in Table IV) in Fig. 16. The $\cos \theta_{J/\psi}$ and $\cos \theta_{\pi\pi}$ background subtracted and efficiency corrected distributions for this mass region

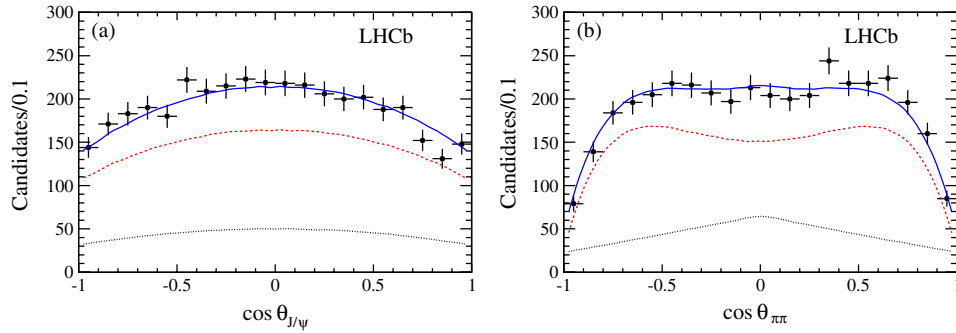


FIG. 16 (color online). Helicity angle distributions of (a) $\cos \theta_{J/\psi}$ ($\chi^2/\text{ndf} = 15/20$) and (b) $\cos \theta_{\pi\pi}$ ($\chi^2/\text{ndf} = 14/20$) in the $\rho(770)$ mass region defined within one full width of the $\rho(770)$ mass. The points with error bars are data, the signal fit to the best model is shown with a (red) dashed line, the background with a (black) dotted line, and the (blue) solid line represents the total.

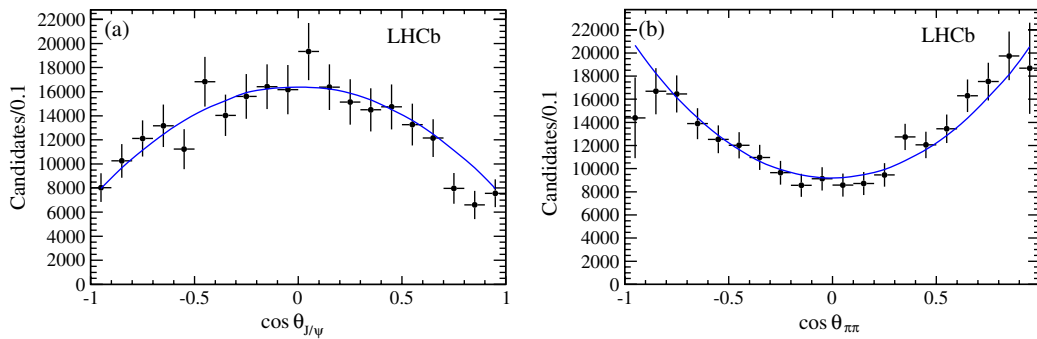


FIG. 17 (color online). Background subtracted and efficiency corrected helicity distributions of (a) $\cos \theta_{J/\psi}$ ($\chi^2/\text{ndf} = 20/20$) and (b) $\cos \theta_{\pi\pi}$ ($\chi^2/\text{ndf} = 13/20$) in the $\rho(770)$ mass region defined within one full width of the $\rho(770)$ mass. The points with error bars are data and the solid blue lines show the fit to the best model.

are presented in Fig. 17. The distributions are in good agreement with the best fit model.

V. BRANCHING FRACTIONS

Branching fractions are measured by normalizing to the well measured decay mode $B^- \rightarrow J/\psi K^-$, which has two muons in the final state and has the same triggers as the $\bar{B}^0 \rightarrow J/\psi \pi^+ \pi^-$ decays. Assuming equal production of charged and neutral B mesons at the LHC due to isospin symmetry, the branching fraction is calculated as

$$\mathcal{B}(\bar{B}^0 \rightarrow J/\psi \pi^+ \pi^-) = \frac{N_{\bar{B}^0}/\epsilon_{\bar{B}^0}}{N_{B^-}/\epsilon_{B^-}} \times \mathcal{B}(B^- \rightarrow J/\psi K^-), \quad (31)$$

where N and ϵ denote the yield and total efficiency of the decay of interest. The branching fraction $\mathcal{B}(B^- \rightarrow J/\psi K^-) = (10.18 \pm 0.42) \times 10^{-4}$ is determined from an average of recent Belle [29] and BABAR [30] measurements that are corrected with respect to the reported values, which assume equal production of charged and neutral B mesons at the $Y(4S)$, using the measured value of $\frac{\Gamma(B^+ B^-)}{\Gamma(B^0 \bar{B}^0)} = 1.055 \pm 0.025$ [31].

Signal efficiencies are derived from simulations including trigger, reconstruction, and event selection components. Since the efficiency to detect the $J/\psi \pi^+ \pi^-$ final state is not uniform across the Dalitz plane, the efficiency is averaged according to the Dalitz model, where the best fit model is used. The K_S^0 veto efficiency is also taken into account. Small corrections are applied to account for differences between the simulation and the data. We measure the kaon and pion identification efficiencies with respect to the simulation using $D^{*+} \rightarrow \pi^+ D^0 (\rightarrow K^- \pi^+)$ events selected from data. The efficiencies are measured in bins of p_T and η and the averages are weighted using the signal event distributions in the data. Furthermore, to ensure that the p and p_T distributions of the generated B mesons are correct we weight the B^- and \bar{B}^0 simulation samples using $B^- \rightarrow J/\psi K^-$ and $\bar{B}^0 \rightarrow J/\psi \bar{K}^{*0}$ data, respectively. Finally, the simulation samples are weighted with the charged tracking efficiency ratio between data and

simulation in bins of p and p_T of the track. The average of the weights is the correction factor. The total correction factors are below 1.04 and largely cancel between the signal and normalization channels. Multiplying the simulation efficiencies and correction factors gives the total efficiency $(1.163 \pm 0.003 \pm 0.017)\%$ for $\bar{B}^0 \rightarrow J/\psi \pi^+ \pi^-$ and $(3.092 \pm 0.012 \pm 0.038)\%$ for $B^- \rightarrow J/\psi K^-$, where the first uncertainty is statistical and the second is systematic.

Using $N_{B^-} = 350727 \pm 633$ and $N_{\bar{B}^0} = 5287 \pm 112$, we measure

$$\mathcal{B}(\bar{B}^0 \rightarrow J/\psi \pi^+ \pi^-) = (3.97 \pm 0.09 \pm 0.11 \pm 0.16) \times 10^{-5},$$

where the first uncertainty is statistical, the second is systematic, and the third is due to the uncertainty of $\mathcal{B}(B^- \rightarrow J/\psi K^-)$. The systematic uncertainties are discussed in Sec. VI. Our measured value is consistent with and more precise than the previous BABAR measurement of $(4.6 \pm 0.7 \pm 0.6) \times 10^{-5}$ [11].

Table X shows the branching fractions of resonant modes calculated by multiplying the fit fraction and the total branching fraction of $\bar{B}^0 \rightarrow J/\psi \pi^+ \pi^-$. Since the $f_0(980)$ contribution has a significance of less than 3σ we quote also an upper limit of $\mathcal{B}(\bar{B}^0 \rightarrow J/\psi f_0(980)) \times \mathcal{B}(f_0(980) \rightarrow \pi^+ \pi^-) < 1.1 \times 10^{-6}$ at 90% confidence level (C.L.); this is the first such limit. The limit is calculated assuming a Gaussian distribution as the central value plus 1.28 times the addition in quadrature of the statistical and systematic uncertainties. This branching ratio is predicted to be in the range $(1-3) \times 10^{-6}$ if the $f_0(980)$ resonance is formed of tetraquarks, but can be much smaller if the $f_0(980)$ is a standard quark-antiquark resonance [8]. Our limit is at the lower boundary of the tetraquark prediction, and is consistent with a quark-antiquark resonance with a small mixing angle. In Sec. VII B, we show that the mixing angle, describing the admixture of $s\bar{s}$ and light quarks, is less than 31° at 90% C.L.

The other branching fractions are consistent with and more precise than the previous measurements from BABAR [11]. Using $\mathcal{B}(\omega \rightarrow \pi^+ \pi^-) = (1.53^{+0.11}_{-0.13})\%$ [15], we measure

TABLE X. Branching fractions for each channel. The upper limit at 90% C.L. is also quoted for the $f_0(980)$ resonance which has a significance smaller than 3σ . The first uncertainty is statistical and the second the total systematic.

Channel	$\mathcal{B}(\bar{B}^0 \rightarrow J/\psi R, R \rightarrow \pi^+ \pi^-)$	Upper limit of \mathcal{B} (at 90% C.L.)
$\rho(770)$	$(2.49^{+0.20+0.16}_{-0.13-0.23}) \times 10^{-5}$...
$\omega(782)$	$(2.3^{+0.9+1.1}_{-0.5-0.6}) \times 10^{-7}$...
$f_0(980)$	$(6.1^{+3.1+1.7}_{-2.0-1.4}) \times 10^{-7}$	$< 1.1 \times 10^{-6}$
$f_2(1270)$	$(3.5 \pm 0.4 \pm 0.4) \times 10^{-6}$...
$\rho(1450)$	$(2.1^{+1.0+2.2}_{-0.6-0.4}) \times 10^{-6}$...
$f_0(500)$	$(6.4 \pm 0.8^{+2.4}_{-0.8}) \times 10^{-6}$...

$$\frac{\mathcal{B}(\bar{B}^0 \rightarrow J/\psi \omega)}{\mathcal{B}(\bar{B}^0 \rightarrow J/\psi \rho^0)} = 0.61^{+0.24+0.31}_{-0.14-0.16},$$

and

$$\mathcal{B}(\bar{B}^0 \rightarrow J/\psi \omega) = (1.5^{+0.6+0.7}_{-0.3-0.4}) \times 10^{-5}.$$

This is consistent with the LHCb measurement $\frac{\mathcal{B}(\bar{B}^0 \rightarrow J/\psi \omega)}{\mathcal{B}(\bar{B}^0 \rightarrow J/\psi \rho^0)} = 0.89 \pm 0.19^{+0.07}_{-0.13}$, using the $\omega \rightarrow \pi^+ \pi^- \pi^0$ mode [32].

VI. SYSTEMATIC UNCERTAINTIES

The contributions to the systematic uncertainties on the branching fractions are listed in Table XI. Since the branching fractions are measured with respect to the $B^- \rightarrow J/\psi K^-$ mode, which has a different number of charged tracks than the decays of interest, a 1% systematic uncertainty is assigned due to differences in the tracking performance between data and simulation.

TABLE XI. Relative systematic uncertainties on branching fractions (%).

Source	Uncertainty (%)
Tracking efficiency	1.0
Material and physical effects	2.0
Particle identification efficiency	1.0
\bar{B}^0 p and p_T distributions	0.5
B^- p and p_T distributions	0.5
Dalitz modeling	0.6
Background modeling	0.5
Sum of above sources	2.7
$\mathcal{B}(B^- \rightarrow J/\psi K^-)$	4.1
Total	4.9

Another 2% uncertainty is assigned because of the difference between two pions and one kaon in the final states, due to decay in flight, multiple scattering, and hadronic interactions. Small uncertainties are introduced if the simulation does not have the correct B meson kinematic distributions. We are relatively insensitive to any differences in the B meson p and p_T distributions since we are measuring the relative rates. By varying the p and p_T distributions we see at most a change of 0.5%. There is a 1.0% systematic uncertainty assigned for the relative particle identification efficiencies (0.5% per particle). These efficiencies have been corrected from those predicted in the simulation by using the data from $D^{*+} \rightarrow \pi^+ D^0 (\rightarrow K^- \pi^+)$. A 0.6% uncertainty is included for the $J/\psi \pi^- \pi^+$ efficiency, estimated by changing the best model to that including all possible resonances. The \bar{B}^0 signal yield is changed by 0.5% when the shape of the combinatorial background is changed from an exponential to a linear function. The total systematic uncertainty is obtained by adding each source of systematic uncertainty in quadrature as it is uncorrelated. In addition, the largest source is 4.1% due to the uncertainty of $\mathcal{B}(B^- \rightarrow J/\psi K^-)$ which is quoted separately.

The sources of the systematic uncertainties on the results of the Dalitz-plot analysis are summarized in Table XII. For the uncertainties due to the acceptance or background modeling, we repeat the data fit 100 times where the parameters of acceptance or background modeling are generated according to the corresponding covariance matrix. We also study the acceptance function by changing the minimum IP χ^2 requirement from 9 to 12.5 on both of the pion candidates. As shown previously [6], this increases the χ^2 of the fit to the angular distributions by one unit. The acceptance function is then applied to the data with the original minimum IP χ^2 selection of 9, and

TABLE XII. Absolute systematic uncertainties on the results of the Dalitz analysis.

Item	Acceptance	Background	Fit model	Resonance parameters	Total
Fit fractions (%)					
$\rho(770)$	± 0.9	+2.0 -3.1	+0.6 -3.2	± 1.6	+2.8 -4.8
$\omega(782)$	± 0.08	+0.23 -0.06	+0.11 -0.10	+0.028 -0.014	+0.27 -0.14
$f_0(980)$	± 0.03	+0.24 -0.17	+0.21 -0.18	+0.29 -0.24	+0.43 -0.35
$f_2(1270)$	± 0.06	+0.45 -0.59	+0.85 -0.76	± 0.36	± 1.0
$\rho(1450)$	± 0.10	+0.5 -0.6	+5.6 -0.7	+0.4 -0.3	+5.6 -0.9
$f_0(500)$	± 0.4	+1.6 -0.9	+5.7 -1.6	± 0.6	+6.0 -2.0
$\lambda = 0$ fractions (%)					
$\rho(770)$	± 1.0	+1.7 -2.0	+4.9 -1.5	± 2.1	+5.7 -3.4
$\omega(782)$	± 1.5	+3.5 -1.8	+2.8 -3.5	+1.2 -1.7	+4.9 -4.5
$f_2(1270)$	± 0.3	± 2.4	+3.7 -3.4	± 1.5	± 4.5
$\rho(1450)$	± 0.9	+4.8 -8.4	+5.5 -5.1	+4.2 -6.1	+8.4 -11.6
Ratio of fit fractions (%)					
$\omega(782)/\rho(770)$	± 0.13	+0.41 -0.11	+0.18 -0.16	+0.034 -0.022	+0.47 -0.23
$f_0(980)/f_0(500)$	± 0.3	+1.5 -1.1	+1.0 -2.1	+2.2 -1.8	± 3.0

the likelihood fit is redone and the uncertainties are estimated by comparing the results with the best fit model. The larger of the two variations is taken as uncertainty due to the acceptance.

We study the effect of ignoring the experimental mass resolution in the fit by comparing fits between different pseudoexperiments with and without the resolution included. As the widths of the resonances we consider are much larger than the mass resolution, we find that the effects are negligible except for the $\omega(782)$ resonance whose fit fraction is underestimated by $(0.09 \pm 0.08)\%$. Thus, we apply a 0.09% correction to the $\omega(782)$ fraction and assign an additional $\pm 0.08\%$ in the acceptance systematic uncertainty. The results shown in the previous sections already include this correction.

In the default fit, the signal fraction $f_{\text{sig}} = 0.621 \pm 0.009$, defined in Eq. (1), is fixed; we vary its value within its error to estimate the systematic uncertainty. The change is added in quadrature with the background modeling uncertainties.

The uncertainties due to the fit model include adding each resonance that is listed in Table IV but not used in the best model, changing the default values of L_B in P - and D -wave cases, varying the hadron scale r parameters for the B meson and R resonance to 3.0 GeV^{-1} for both, replacing the $f_0(500)$ model by a Zhou and Bugg function [33,34], and using the alternate Gounaris and Sakurai model [35] for ρ resonances. Then the largest variations among those changes are assigned as the systematic uncertainties for modeling (see Table XII).

Finally, we repeat the data fit by varying the mass and width of resonances (see Table IV) within their errors one at a time, and add the changes in quadrature.

VII. FURTHER RESULTS AND IMPLICATIONS

A. Resonant structure

The largest intermediate state in $\bar{B}^0 \rightarrow J/\psi \pi^+ \pi^-$ decays is the $J/\psi \rho(770)$ mode. Beside the $\rho(770)$, significant $f_2(1270)$ and $f_0(500)$ contributions are also seen. The smaller $\omega(782)$ and $\rho(1450)$ resonances have 3.1σ and 3.2σ significances respectively, including systematic uncertainties. The systematic uncertainties reduce the significance of the $f_0(980)$ to below 3σ . Replacing the $f_0(500)$ by a nonresonant component increases $-\ln \mathcal{L}$ by 117, and

worsens the χ^2 by 192 with the same ndf resulting in a fit confidence level of 1.8×10^{-7} . Thus the $f_0(500)$ state is firmly established in $\bar{B}^0 \rightarrow J/\psi \pi^+ \pi^-$ decays.

As discussed in the introduction, a region with only S and P waves is preferred for measuring $\sin 2\beta^{\text{eff}}$. The best fit model demonstrates that the mass region within $\pm 149 \text{ MeV}$ (one full width) of the $\rho(770)$ mass contains only $(0.72 \pm 0.09)\%$ D -wave contribution; thus this region can be used for a clean CP measurement. The S wave in this region is $(11.9 \pm 1.7)\%$, where the fraction is the sum of individual fit fractions and the interference.

B. Mixing angle between $f_0(980)$ and $f_0(500)$

The scalar nonet is quite an enigma. The mysteries are summarized in Ref. [36], and in the “note on scalar mesons” in the PDG [15]. Let us contrast the masses of the lightest vector mesons with those of the scalars, listed in Table XIII. For the vector particles, the ω and ρ masses are nearly degenerate and the masses increase as the s -quark content increases. For the scalar particles, however, the mass dependence differs in several ways, which requires an explanation. Some authors introduce the concept of $q\bar{q}q\bar{q}$ states or superpositions of the four-quark state with the $q\bar{q}$ state. In either case, the $I = 0$ $f_0(500)$ and the $f_0(980)$ are thought to be mixtures of the underlying states whose mixing angle has been estimated previously (see Ref. [8] and references contained therein).

The mixing is parametrized by a 2×2 rotation matrix characterized by the angle φ_m , giving in our case

$$\begin{aligned} |f_0(980)\rangle &= \cos \varphi_m |s\bar{s}\rangle + \sin \varphi_m |n\bar{n}\rangle, \\ |f_0(500)\rangle &= -\sin \varphi_m |s\bar{s}\rangle + \cos \varphi_m |n\bar{n}\rangle, \end{aligned} \quad (32)$$

$$\text{where } |n\bar{n}\rangle \equiv \frac{1}{\sqrt{2}}(|u\bar{u}\rangle + |d\bar{d}\rangle).$$

In this case only the $|d\bar{d}\rangle$ part of the $|n\bar{n}\rangle$ wave function contributes (see Fig. 2). Thus we have

$$\tan^2 \varphi_m = \frac{\mathcal{B}(\bar{B}^0 \rightarrow J/\psi f_0(980)) \Phi(500)}{\mathcal{B}(\bar{B}^0 \rightarrow J/\psi f_0(500)) \Phi(980)}, \quad (33)$$

where the Φ terms denote the phase space factors. The phase space in this pseudoscalar to vector-pseudoscalar decay is proportional to the cube of the f_0 three-momentum. Taking the average of the momentum depen-

TABLE XIII. Masses of light vector and scalar resonances. All values are taken from Ref. [15], except for the $f_0(500)$ [27].

Isospin	Vector particle	Vector mass (MeV)	Scalar particle	Scalar mass (MeV)
0	ω	783	$f_0(500)$	513
1	ρ	776	a_0	980
1/2	K^*	980	κ	800
0	ϕ	1020	f_0	980

dent phase space over the resonant line shapes results in the ratio of phase space factors $\frac{\Phi(500)}{\Phi(980)}$ being equal to 1.25.

Using the data shown in Table X we determine the ratio of branching fractions for both resonances resulting in the $\pi^+\pi^-$ final state as

$$\begin{aligned} & \frac{\mathcal{B}(\bar{B}^0 \rightarrow J/\psi f_0(980)) \times \mathcal{B}(f_0(980) \rightarrow \pi^+\pi^-)}{\mathcal{B}(\bar{B}^0 \rightarrow J/\psi f_0(500)) \times \mathcal{B}(f_0(500) \rightarrow \pi^+\pi^-)} \\ &= (9.5^{+6.7}_{-3.4} \pm 3.0)\%. \end{aligned}$$

This value must be corrected for the individual branching fractions of the f_0 resonances into the $\pi^+\pi^-$ final state.

BABAR has measured $\frac{\mathcal{B}(f_0(980) \rightarrow K^+K^-)}{\mathcal{B}(f_0(980) \rightarrow \pi^+\pi^-)} = 0.69 \pm 0.32$ using $B \rightarrow KKK$ and $B \rightarrow K\pi\pi$ decays [37]. BES obtained relative branching ratios using $\psi(2S) \rightarrow \gamma\chi_{c0}$ decays where the $\chi_{c0} \rightarrow f_0(980)f_0(980)$, and either both $f_0(980)$ candidates decay into $\pi^+\pi^-$ or one into $\pi^+\pi^-$ and the other into K^+K^- pairs [38]. From their results we obtain $\frac{\mathcal{B}(f_0(980) \rightarrow K^+K^-)}{\mathcal{B}(f_0(980) \rightarrow \pi^+\pi^-)} = 0.25^{+0.17}_{-0.11}$ [39]. Averaging the two measurements gives

$$\frac{\mathcal{B}(f_0(980) \rightarrow K^+K^-)}{\mathcal{B}(f_0(980) \rightarrow \pi^+\pi^-)} = 0.35^{+0.15}_{-0.14}. \quad (34)$$

Assuming that the $\pi\pi$ and KK decays are dominant we obtain

$$\mathcal{B}(f_0(980) \rightarrow \pi^+\pi^-) = (46 \pm 6)\%, \quad (35)$$

where we have assumed that the only other decays are to $\pi^0\pi^0$, half of the $\pi^+\pi^-$ rate, and to neutral kaons, taken equal to charged kaons. We use $\mathcal{B}(f_0(500) \rightarrow \pi^+\pi^-) = \frac{2}{3}$, which results from isospin Clebsch-Gordon coefficients, and assuming that the only decays are into two pions. Since we have only an upper limit on the $J/\psi f_0(980)$ final state, we will only find an upper limit on the mixing angle, so if any other decay modes of the $f_0(500)$ ($f_0(980)$) exist, they would make the limit more (less) stringent. Our limit then is

$$\tan^2 \varphi_m = \frac{\mathcal{B}(\bar{B}^0 \rightarrow J/\psi f_0(980)) \Phi(500)}{\mathcal{B}(\bar{B}^0 \rightarrow J/\psi f_0(500)) \Phi(980)} < 0.35$$

at 90% confidence level,

which translates into a limit

$$|\varphi_m| < 31^\circ \quad \text{at 90\% confidence level.}$$

Various mixing angle measurements have been derived in the literature and summarized in Ref. [8]. There are a

wide range of values including (a) using $D_s^+ \rightarrow \pi^+\pi^+\pi^-$ transitions which give a range $35^\circ < |\varphi_m| < 55^\circ$, (b) using radiative decays where two solutions were found either $\varphi_m = 4^\circ \pm 3^\circ$ or $136^\circ \pm 6^\circ$, (c) using resonance decays from both $\phi \rightarrow \gamma\pi^0\pi^0$ and $J/\psi \rightarrow \omega\pi\pi$ where a value of $\varphi_m \simeq 20^\circ$ was found, (d) using the D^\pm and D_s^\pm decays into $f_0(980)\pi^\pm$ and $f_0(980)K^\pm$ where values of $\varphi_m = 31^\circ \pm 5^\circ$ or $42^\circ \pm 7^\circ$ were found.

VIII. CONCLUSIONS

We have studied the resonance structure of $\bar{B}^0 \rightarrow J/\psi\pi^+\pi^-$ using a modified Dalitz-plot analysis where we also include the decay angle of the J/ψ meson. The decay distributions are formed from a series of final states described by individual $\pi^+\pi^-$ interfering decay amplitudes. The largest component is the $\rho(770)$ resonance. The data are best described by adding the $f_2(1270)$, $f_0(500)$, $\omega(782)$, $\rho(1450)$, and $f_0(980)$ resonances, where the $f_0(980)$ resonance contributes less than 3σ significance. The results are listed in Table VI.

We set an upper limit $\mathcal{B}(\bar{B}^0 \rightarrow J/\psi f_0(980)) \times \mathcal{B}(f_0(980) \rightarrow \pi^+\pi^-) < 1.1 \times 10^{-6}$ at 90% confidence level that favors somewhat a quark-antiquark interpretation of the $f_0(980)$ resonance. We also have firmly established the existence of the $J/\psi f_0(500)$ intermediate resonant state in \bar{B}^0 decays, and limit the absolute value of the mixing angle between the two lightest scalar states to be less than 31° at 90% confidence level.

Our six-resonance best fit shows that the mass region within one full width of the $\rho(770)$ contains mostly P -wave, $(11.9 \pm 1.7)\%$ S -wave, and only $(0.72 \pm 0.09)\%$ D -wave. Thus this region can be used to perform CP violation measurements, as the S - and P -wave components can be treated in the same manner as in the analysis of $\bar{B}_s^0 \rightarrow J/\psi\phi$ [2–4]. The measured value of the asymmetry can be compared to that found in other modes such as $\bar{B}^0 \rightarrow J/\psi\bar{K}^0$ in order to ascertain the possible effects due to penguin amplitudes.

The measured branching ratio is

$$\begin{aligned} & \mathcal{B}(\bar{B}^0 \rightarrow J/\psi\pi^+\pi^-) \\ &= (3.97 \pm 0.09 \pm 0.11 \pm 0.16) \times 10^{-5}, \end{aligned}$$

where the first uncertainty is statistical, the second is systematic, and the third is due to the uncertainty of $\mathcal{B}(B^- \rightarrow J/\psi K^-)$. The largest contribution is the $J/\psi\rho(770)$ mode with a branching fraction of $(2.49^{+0.20+0.16}_{-0.13-0.23}) \times 10^{-5}$.

ACKNOWLEDGMENTS

We express our gratitude to our colleagues in the CERN accelerator departments for the excellent performance of the LHC. We thank the technical and administrative staff at the LHCb institutes. We acknowledge support from CERN

and from the national agencies: CAPES, CNPq, FAPERJ, and FINEP (Brazil); NSFC (China); CNRS/IN2P3 and Region Auvergne (France); BMBF, DFG, HGF, and MPG (Germany); SFI (Ireland); INFN (Italy); FOM and NWO (Netherlands); SCSR (Poland); ANCS/IFA (Romania); MinES, Rosatom, RFBR, and NRC “Kurchatov Institute” (Russia); MinECo, XuntaGal, and GENCAT (Spain); SNSF and SER (Switzerland); NAS Ukraine (Ukraine); STFC (United Kingdom); NSF

(USA). We also acknowledge the support received from the ERC under FP7. The Tier1 computing centers are supported by IN2P3 (France), KIT and BMBF (Germany), INFN (Italy), NWO and SURF (Netherlands), PIC (Spain), GridPP (United Kingdom). We are thankful for the computing resources put at our disposal by Yandex LLC (Russia), as well as to the communities behind the multiple open source software packages that we depend on.

-
- [1] B. Aubert *et al.* (BABAR Collaboration), *Phys. Rev. D* **79**, 072009 (2009); I. Adachi *et al.* (Belle Collaboration), *Phys. Rev. Lett.* **108**, 171802 (2012); R. Aaij *et al.* (LHCb Collaboration), [arXiv:1211.6093](#).
 - [2] R. Aaij *et al.* (LHCb Collaboration), Report No. LHCb-CONF-2012-002.
 - [3] R. Aaij *et al.* (LHCb Collaboration), *Phys. Rev. Lett.* **108**, 101803 (2012).
 - [4] T. Aaltonen *et al.* (CDF Collaboration), *Phys. Rev. Lett.* **109**, 171802 (2012); V.M. Abazov *et al.* (D0 Collaboration), *Phys. Rev. D* **85**, 032006 (2012); G. Aad *et al.* (ATLAS Collaboration), *J. High Energy Phys.* **12** (2012) 072.
 - [5] R. Aaij *et al.* (LHCb Collaboration), *Phys. Lett. B* **713**, 378 (2012).
 - [6] R. Aaij *et al.* (LHCb Collaboration), *Phys. Rev. D* **86**, 052006 (2012); S. Stone and L. Zhang, *Phys. Rev. D* **79**, 074024 (2009).
 - [7] A. Lenz, [arXiv:1205.1444](#); H.-n. Li and S. Mishima, *J. High Energy Phys.* **03** (2007) 009; H. Boos, T. Mannel, and J. Reuter, *Phys. Rev. D* **70**, 036006 (2004); M. Ciuchini, M. Pierini, and L. Silvestrini, *Phys. Rev. Lett.* **95**, 221804 (2005); B. Bhattacharya, A. Datta, and D. London, [arXiv:1209.1413](#).
 - [8] R. Fleischer, R. Knegjens, and G. Ricciardi, *Eur. Phys. J. C* **71**, 1832 (2011).
 - [9] T. Aaltonen *et al.* (CDF Collaboration), *Phys. Rev. D* **83**, 052012 (2011); R. Aaij *et al.* (LHCb Collaboration), *Phys. Lett. B* **713**, 172 (2012); K. De Bruyn, R. Fleischer, and P. Koppenburg, *Eur. Phys. J. C* **70**, 1025 (2010).
 - [10] S. Lee *et al.* (Belle Collaboration), *Phys. Rev. D* **77**, 071101 (2008); B. Aubert *et al.* (BABAR Collaboration), *Phys. Rev. Lett.* **101**, 021801 (2008); M. Jung, Proc. Sci., HQL2012 (2012) 037 [[arXiv:1208.1286](#)].
 - [11] B. Aubert *et al.* (BABAR Collaboration), *Phys. Rev. Lett.* **90**, 091801 (2003); B. Aubert *et al.* (BABAR Collaboration), *Phys. Rev. D* **76**, 031101 (2007).
 - [12] R. Dalitz, *Philos. Mag.* **44**, 1068 (1953).
 - [13] A. Alves, Jr. *et al.* (LHCb Collaboration), *JINST* **3**, S08005 (2008).
 - [14] R. Aaij *et al.*, [arXiv:1211.3055](#).
 - [15] J. Beringer *et al.* (Particle Data Group), *Phys. Rev. D* **86**, 010001 (2012).
 - [16] R. Aaij *et al.* (LHCb Collaboration), *Phys. Lett. B* **698**, 115 (2011).
 - [17] L. Breiman, J.H. Friedman, R.A. Olshen, and C.J. Stone, *Classification and Regression Trees* (Wadsworth International Group, Belmont, CA, 1984).
 - [18] T. Sjöstrand, S. Mrenna, and P. Skands, *J. High Energy Phys.* **05** (2006) 026.
 - [19] I. Belyaev *et al.*, *Handling of the Generation of Primary Events in Gauss, the LHCb Simulation Framework*, Nuclear Science Symposium Conference Record (NSS/MIC) (IEEE, Knoxville, 2010), p. 1155.
 - [20] S. Agostinelli *et al.* (GEANT4 Collaboration), *Nucl. Instrum. Methods Phys. Res., Sect. A* **506**, 250 (2003).
 - [21] M. Clemencic, G. Corti, S. Easo, C.R. Jones, S. Miglioranza, M. Pappagallo, and P. Robbe, *J. Phys. Conf. Ser.* **331**, 032023 (2011).
 - [22] R. Mizuk *et al.* (Belle Collaboration), *Phys. Rev. D* **78**, 072004 (2008).
 - [23] R. Mizuk *et al.* (Belle Collaboration), *Phys. Rev. D* **80**, 031104 (2009).
 - [24] J.M. Blatt and V.F. Weisskopf, *Theoretical Nuclear Physics* (Wiley, New York, 1952).
 - [25] S. Kopp *et al.* (CLEO Collaboration), *Phys. Rev. D* **63**, 092001 (2001).
 - [26] S.M. Flatté, *Phys. Lett.* **63B**, 228 (1976).
 - [27] H. Muramatsu *et al.* (CLEO Collaboration), *Phys. Rev. Lett.* **89**, 251802 (2002).
 - [28] S. Baker and R. D. Cousins, *Nucl. Instrum. Methods Phys. Res.* **221**, 437 (1984).
 - [29] K. Abe *et al.* (Belle Collaboration), *Phys. Rev. D* **67**, 032003 (2003).
 - [30] B. Aubert *et al.* (BABAR Collaboration), *Phys. Rev. Lett.* **94**, 141801 (2005).
 - [31] Y. Amhis *et al.* (Heavy Flavor Averaging Group), [arXiv:1207.1158](#).
 - [32] R. Aaij *et al.* (LHCb Collaboration), *Nucl. Phys.* **B867**, 547 (2013).
 - [33] D. Bugg, *Phys. Lett. B* **572**, 1 (2003).
 - [34] M. Ablikim *et al.* (BES Collaboration), *Phys. Lett. B* **598**, 149 (2004).

- [35] G. J. Gounaris and J. J. Sakurai, *Phys. Rev. Lett.* **21**, 244 (1968).
 [36] J. Schechter, *Prog. Theor. Phys. Suppl.* **197**, 64 (2012).
 [37] B. Aubert *et al.* (BABAR Collaboration), *Phys. Rev. D* **74**, 032003 (2006).
 [38] M. Ablikim *et al.*, *Phys. Rev. D* **70**, 092002 (2004); M. Ablikim *et al.* (BES Collaboration), *Phys. Rev. D* **72**, 092002 (2005).
 [39] K. Ecklund *et al.* (CLEO Collaboration), *Phys. Rev. D* **80**, 052009 (2009).

R. Aaij,³⁸ C. Abellan Beteta,^{33,n} A. Adametz,¹¹ B. Adeva,³⁴ M. Adinolfi,⁴³ C. Adrover,⁶ A. Affolder,⁴⁹ Z. Ajaltouni,⁵ J. Albrecht,⁹ F. Alessio,³⁵ M. Alexander,⁴⁸ S. Ali,³⁸ G. Alkhazov,²⁷ P. Alvarez Cartelle,³⁴ A. A. Alves, Jr.,^{22,35} S. Amato,² Y. Amhis,⁷ L. Anderlini,^{17,f} J. Anderson,³⁷ R. Andreassen,⁵⁷ R. B. Appleby,⁵¹ O. Aquines Gutierrez,¹⁰ F. Archilli,¹⁸ A. Artamonov,³² M. Artuso,⁵³ E. Aslanides,⁶ G. Auriemma,^{22,m} S. Bachmann,¹¹ J. J. Back,⁴⁵ C. Baesso,⁵⁴ V. Balagura,²⁸ W. Baldini,¹⁶ R. J. Barlow,⁵¹ C. Barschel,³⁵ S. Barsuk,⁷ W. Barter,⁴⁴ Th. Bauer,³⁸ A. Bay,³⁶ J. Beddow,⁴⁸ I. Bediaga,¹ S. Belogurov,²⁸ K. Belous,³² I. Belyaev,²⁸ E. Ben-Haim,⁸ M. Benayoun,⁸ G. Bencivenni,¹⁸ S. Benson,⁴⁷ J. Benton,⁴³ A. Berezhnoy,²⁹ R. Bernet,³⁷ M.-O. Bettler,⁴⁴ M. van Beuzekom,³⁸ A. Bien,¹¹ S. Bifani,¹² T. Bird,⁵¹ A. Bizzeti,^{17,h} P. M. Bjørnstad,⁵¹ T. Blake,³⁵ F. Blanc,³⁶ C. Blanks,⁵⁰ J. Blouw,¹¹ S. Blusk,⁵³ A. Bobrov,³¹ V. Bocci,²² A. Bondar,³¹ N. Bondar,²⁷ W. Bonivento,¹⁵ S. Borghi,⁵¹ A. Borgia,⁵³ T. J. V. Bowcock,⁴⁹ E. Bowen,³⁷ C. Bozzi,¹⁶ T. Brambach,⁹ J. van den Brand,³⁹ J. Bressieux,³⁶ D. Brett,⁵¹ M. Britsch,¹⁰ T. Britton,⁵³ N. H. Brook,⁴³ H. Brown,⁴⁹ I. Burducea,²⁶ A. Bursche,³⁷ J. Buytaert,³⁵ S. Cadeddu,¹⁵ O. Callot,⁷ M. Calvi,^{20,j} M. Calvo Gomez,^{33,n} A. Camboni,³³ P. Campana,^{18,35} A. Carbone,^{14,c} G. Carboni,^{21,k} R. Cardinale,^{19,i} A. Cardini,¹⁵ H. Carranza-Mejia,⁴⁷ L. Carson,⁵⁰ K. Carvalho Akiba,² G. Casse,⁴⁹ M. Cattaneo,³⁵ Ch. Cauet,⁹ M. Charles,⁵² Ph. Charpentier,³⁵ P. Chen,^{3,36} N. Chiapolini,³⁷ M. Chrzasczcz,²³ K. Ciba,³⁵ X. Cid Vidal,³⁴ G. Ciezarek,⁵⁰ P. E. L. Clarke,⁴⁷ M. Clemencic,³⁵ H. V. Cliff,⁴⁴ J. Closier,³⁵ C. Coca,²⁶ V. Coco,³⁸ J. Cogan,⁶ E. Cogneras,⁵ P. Collins,³⁵ A. Comerma-Montells,³³ A. Contu,¹⁵ A. Cook,⁴³ M. Coombes,⁴³ G. Corti,³⁵ B. Couturier,³⁵ G. A. Cowan,³⁶ D. Craik,⁴⁵ S. Cunliffe,⁵⁰ R. Currie,⁴⁷ C. D'Ambrosio,³⁵ P. David,⁸ P. N. Y. David,³⁸ I. De Bonis,⁴ K. De Bruyn,³⁸ S. De Capua,⁵¹ M. De Cian,³⁷ J. M. De Miranda,¹ L. De Paula,² W. De Silva,⁵⁷ P. De Simone,¹⁸ D. Decamp,⁴ M. Deckenhoff,⁹ H. Degaudenzi,^{36,35} L. Del Buono,⁸ C. Deplano,¹⁵ D. Derkach,¹⁴ O. Deschamps,⁵ F. Dettori,³⁹ A. Di Canto,¹¹ J. Dickens,⁴⁴ H. Dijkstra,³⁵ P. Diniz Batista,¹ M. Dogaru,²⁶ F. Domingo Bonal,^{33,n} S. Donleavy,⁴⁹ F. Dordei,¹¹ A. Dosil Suárez,³⁴ D. Dossett,⁴⁵ A. Dovbnya,⁴⁰ F. Dupertuis,³⁶ R. Dzhelyadin,³² A. Dziurda,²³ A. Dzyuba,²⁷ S. Easo,^{46,35} U. Egede,⁵⁰ V. Egorychev,²⁸ S. Eidelman,³¹ D. van Eijk,³⁸ S. Eisenhardt,⁴⁷ U. Eitschberger,⁹ R. Ekelhof,⁹ L. Eklund,⁴⁸ I. El Rifai,⁵ Ch. Elsasser,³⁷ D. Elsby,⁴² A. Falabella,^{14,e} C. Färber,¹¹ G. Fardell,⁴⁷ C. Farinelli,³⁸ S. Farry,¹² V. Fave,³⁶ D. Ferguson,⁴⁷ V. Fernandez Albor,³⁴ F. Ferreira Rodrigues,¹ M. Ferro-Luzzi,³⁵ S. Filippov,³⁰ C. Fitzpatrick,³⁵ M. Fontana,¹⁰ F. Fontanelli,^{19,i} R. Forty,³⁵ O. Francisco,² M. Frank,³⁵ C. Frei,³⁵ M. Frosini,^{17,f} S. Furcas,²⁰ E. Furfaro,²¹ A. Gallas Torreira,³⁴ D. Galli,^{14,c} M. Gandelman,² P. Gandini,⁵² Y. Gao,³ J. Garofoli,⁵³ P. Garosi,⁵¹ J. Garra Tico,⁴⁴ L. Garrido,³³ C. Gaspar,³⁵ R. Gauld,⁵² E. Gersabeck,¹¹ M. Gersabeck,⁵¹ T. Gershon,^{45,35} Ph. Ghez,⁴ V. Gibson,⁴⁴ V. V. Gligorov,³⁵ C. Göbel,⁵⁴ D. Golubkov,²⁸ A. Golutvin,^{50,28,35} A. Gomes,² H. Gordon,⁵² M. Grabalosa Gándara,⁵ R. Graciani Diaz,³³ L. A. Granado Cardoso,³⁵ E. Graugés,³³ G. Graziani,¹⁷ A. Grecu,²⁶ E. Greening,⁵² S. Gregson,⁴⁴ O. Grünberg,⁵⁵ B. Gui,⁵³ E. Gushchin,³⁰ Yu. Guz,³² T. Gys,³⁵ C. Hadjivasiliou,⁵³ G. Haefeli,³⁶ C. Haen,³⁵ S. C. Haines,⁴⁴ S. Hall,⁵⁰ T. Hampson,⁴³ S. Hansmann-Menzemer,¹¹ N. Harnew,⁵² S. T. Harnew,⁴³ J. Harrison,⁵¹ P. F. Harrison,⁴⁵ T. Hartmann,⁵⁵ J. He,⁷ V. Heijne,³⁸ K. Hennessy,⁴⁹ P. Henrard,⁵ J. A. Hernando Morata,³⁴ E. van Herwijnen,³⁵ E. Hicks,⁴⁹ D. Hill,⁵² M. Hoballah,⁵ C. Hombach,⁵¹ P. Hopchev,⁴ W. Hulsbergen,³⁸ P. Hunt,⁵² T. Huse,⁴⁹ N. Hussain,⁵² D. Hutchcroft,⁴⁹ D. Hynds,⁴⁸ V. Iakovenko,⁴¹ P. Ilten,¹² R. Jacobsson,³⁵ A. Jaeger,¹¹ E. Jans,³⁸ F. Jansen,³⁸ P. Jaton,³⁶ F. Jing,³ M. John,⁵² D. Johnson,⁵² C. R. Jones,⁴⁴ B. Jost,³⁵ M. Kaballo,⁹ S. Kandybei,⁴⁰ M. Karacson,³⁵ T. M. Karbach,³⁵ I. R. Kenyon,⁴² U. Kerzel,³⁵ T. Ketel,³⁹ A. Keune,³⁶ B. Khanji,²⁰ O. Kochebina,⁷ I. Komarov,^{36,29} R. F. Koopman,³⁹ P. Koppenburg,³⁸ M. Korolev,²⁹ A. Kozlinskiy,³⁸ L. Kravchuk,³⁰ K. Kreplin,¹¹ M. Kreps,⁴⁵ G. Krocker,¹¹ P. Krokovny,³¹ F. Kruse,⁹ M. Kucharczyk,^{20,23,j} V. Kudryavtsev,³¹ T. Kvaratskheliya,^{28,35} V. N. La Thi,³⁶ D. Lacarrere,³⁵ G. Lafferty,⁵¹ A. Lai,¹⁵ D. Lambert,⁴⁷ R. W. Lambert,³⁹ E. Lanciotti,³⁵ G. Lanfranchi,^{18,35} C. Langenbruch,³⁵ T. Latham,⁴⁵ C. Lazzeroni,⁴² R. Le Gac,⁶ J. van Leerdam,³⁸ J.-P. Lees,⁴ R. Lefèvre,⁵ A. Leflat,^{29,35} J. Lefrançois,⁷ O. Leroy,⁶ Y. Li,³ L. Li Gioi,⁵ M. Liles,⁴⁹ R. Lindner,³⁵ C. Linn,¹¹ B. Liu,³ G. Liu,³⁵ J. von Loeben,²⁰ J. H. Lopes,² E. Lopez Asamar,³³ N. Lopez-March,³⁶ H. Lu,³ J. Luisier,³⁶ H. Luo,⁴⁷ F. Machefert,⁷ I. V. Machikhiliyan,^{4,28} F. Maciuc,²⁶ O. Maev,^{27,35} S. Malde,⁵² G. Manca,^{15,d} G. Mancinelli,⁶

N. Mangiafave,⁴⁴ U. Marconi,¹⁴ R. Märki,³⁶ J. Marks,¹¹ G. Martellotti,²² A. Martens,⁸ L. Martin,⁵² A. Martín Sánchez,⁷ M. Martinelli,³⁸ D. Martinez Santos,³⁹ D. Martins Tostes,² A. Massafferri,¹ R. Matev,³⁵ Z. Mathe,³⁵ C. Matteuzzi,²⁰ M. Matveev,²⁷ E. Maurice,⁶ A. Mazurov,^{16,30,35,e} J. McCarthy,⁴² R. McNulty,¹² B. Meadows,^{57,52} F. Meier,⁹ M. Meissner,¹¹ M. Merk,³⁸ D. A. Milanes,⁸ M.-N. Minard,⁴ J. Molina Rodriguez,⁵⁴ S. Monteil,⁵ D. Moran,⁵¹ P. Morawski,²³ R. Mountain,⁵³ I. Mous,³⁸ F. Muheim,⁴⁷ K. Müller,³⁷ R. Muresan,²⁶ B. Muryn,²⁴ B. Muster,³⁶ P. Naik,⁴³ T. Nakada,³⁶ R. Nandakumar,⁴⁶ I. Nasteva,¹ M. Needham,⁴⁷ N. Neufeld,³⁵ A. D. Nguyen,³⁶ T. D. Nguyen,³⁶ C. Nguyen-Mau,^{36,o} M. Nicol,⁷ V. Niess,⁵ R. Niet,⁹ N. Nikitin,²⁹ T. Nikodem,¹¹ S. Nisar,⁵⁶ A. Nomerotski,⁵² A. Novoselov,³² A. Oblakowska-Mucha,²⁴ V. Obraztsov,³² S. Oggero,³⁸ S. Ogilvy,⁴⁸ O. Okhrimenko,⁴¹ R. Oldeman,^{15,35,d} M. Orlandea,²⁶ J. M. Otalora Goicochea,² P. Owen,⁵⁰ B. K. Pal,⁵³ A. Palano,^{13,b} M. Palutan,¹⁸ J. Panman,³⁵ A. Papanestis,⁴⁶ M. Pappagallo,⁴⁸ C. Parkes,⁵¹ C. J. Parkinson,⁵⁰ G. Passaleva,¹⁷ G. D. Patel,⁴⁹ M. Patel,⁵⁰ G. N. Patrick,⁴⁶ C. Patrignani,^{19,i} C. Pavel-Nicorescu,²⁶ A. Pazos Alvarez,³⁴ A. Pellegrino,³⁸ G. Penso,^{22,l} M. Pepe Altarelli,³⁵ S. Perazzini,^{14,c} D. L. Perego,^{20,j} E. Perez Trigo,³⁴ A. Pérez-Calero Yzquierdo,³³ P. Perret,⁵ M. Perrin-Terrin,⁶ G. Pessina,²⁰ K. Petridis,⁵⁰ A. Petrolini,^{19,i} A. Phan,⁵³ E. Picatoste Olloqui,³³ B. Pietrzyk,⁴ T. Pilař,⁴⁵ D. Pinci,²² S. Playfer,⁴⁷ M. Plo Casasus,³⁴ F. Polci,⁸ G. Polok,²³ A. Poluektov,^{45,31} E. Polycarpo,² D. Popov,¹⁰ B. Popovici,²⁶ C. Potterat,³³ A. Powell,⁵² J. Prisciandaro,³⁶ V. Pugatch,⁴¹ A. Puig Navarro,³⁶ W. Qian,⁴ J. H. Rademacker,⁴³ B. Rakotomiamanana,³⁶ M. S. Rangel,² I. Raniuk,⁴⁰ N. Rauschmayr,³⁵ G. Raven,³⁹ S. Redford,⁵² M. M. Reid,⁴⁵ A. C. dos Reis,¹ S. Ricciardi,⁴⁶ A. Richards,⁵⁰ K. Rinnert,⁴⁹ V. Rives Molina,³³ D. A. Roa Romero,⁵ P. Robbe,⁷ E. Rodrigues,⁵¹ P. Rodriguez Perez,³⁴ G. J. Rogers,⁴⁴ S. Roiser,³⁵ V. Romanovsky,³² A. Romero Vidal,³⁴ J. Rouvinet,³⁶ T. Ruf,³⁵ H. Ruiz,³³ G. Sabatino,^{22,k} J. J. Saborido Silva,³⁴ N. Sagidova,²⁷ P. Sail,⁴⁸ B. Saitta,^{15,d} C. Salzmann,³⁷ B. Sanmartin Sedes,³⁴ M. Sannino,^{19,i} R. Santacesaria,²² C. Santamarina Rios,³⁴ E. Santovetti,^{21,k} M. Sapunov,⁶ A. Sarti,^{18,l} C. Satriano,^{22,m} A. Satta,²¹ M. Savrie,^{16,e} D. Savrina,^{28,29} P. Schaack,⁵⁰ M. Schiller,³⁹ H. Schindler,³⁵ S. Schleich,⁹ M. Schlupp,⁹ M. Schmelling,¹⁰ B. Schmidt,³⁵ O. Schneider,³⁶ A. Schopper,³⁵ M.-H. Schune,⁷ R. Schwemmer,³⁵ B. Sciascia,¹⁸ A. Sciubba,^{18,l} M. Seco,³⁴ A. Semennikov,²⁸ K. Senderowska,²⁴ I. Sepp,⁵⁰ N. Serra,³⁷ J. Serrano,⁶ P. Seyfert,¹¹ M. Shapkin,³² I. Shapoval,^{40,35} P. Shatalov,²⁸ Y. Shcheglov,²⁷ T. Shears,^{49,35} L. Shekhtman,³¹ O. Shevchenko,⁴⁰ V. Shevchenko,²⁸ A. Shires,⁵⁰ R. Silva Coutinho,⁴⁵ T. Skwarnicki,⁵³ N. A. Smith,⁴⁹ E. Smith,^{52,46} M. Smith,⁵¹ K. Sobczak,⁵ M. D. Sokoloff,⁵⁷ F. J. P. Soler,⁴⁸ F. Soomro,^{18,35} D. Souza,⁴³ B. Souza De Paula,² B. Spaan,⁹ A. Sparkes,⁴⁷ P. Spradlin,⁴⁸ F. Stagni,³⁵ S. Stahl,¹¹ O. Steinkamp,³⁷ S. Stoica,²⁶ S. Stone,⁵³ B. Storaci,³⁷ M. Straticiu,²⁶ U. Straumann,³⁷ V. K. Subbiah,³⁵ S. Swientek,⁹ V. Syropoulos,³⁹ M. Szczekowski,²⁵ P. Szczypka,^{36,35} T. Szumlak,²⁴ S. T. Jampens,⁴ M. Teklishyn,⁷ E. Teodorescu,²⁶ F. Teubert,³⁵ C. Thomas,⁵² E. Thomas,³⁵ J. van Tilburg,¹¹ V. Tisserand,⁴ M. Tobin,³⁷ S. Tolk,³⁹ D. Tonelli,³⁵ S. Topp-Joergensen,⁵² N. Torr,⁵² E. Tournefier,^{4,50} S. Tourneur,³⁶ M. T. Tran,³⁶ M. Tresch,³⁷ A. Tsaregorodtsev,⁶ P. Tsopelas,³⁸ N. Tuning,³⁸ M. Ubeda Garcia,³⁵ A. Ukleja,²⁵ D. Urner,⁵¹ U. Uwer,¹¹ V. Vagnoni,¹⁴ G. Valenti,¹⁴ R. Vazquez Gomez,³³ P. Vazquez Regueiro,³⁴ S. Vecchi,¹⁶ J. J. Velthuis,⁴³ M. Veltri,^{17,g} G. Veneziano,³⁶ M. Vesterinen,³⁵ B. Viaud,⁷ D. Vieira,² X. Vilasis-Cardona,^{33,n} A. Vollhardt,³⁷ D. Volyanskyy,¹⁰ D. Voong,⁴³ A. Vorobyev,²⁷ V. Vorobyev,³¹ C. Voß,⁵⁵ H. Voss,¹⁰ R. Waldi,⁵⁵ R. Wallace,¹² S. Wandernoth,¹¹ J. Wang,⁵³ D. R. Ward,⁴⁴ N. K. Watson,⁴² A. D. Webber,⁵¹ D. Websdale,⁵⁰ M. Whitehead,⁴⁵ J. Wicht,³⁵ J. Wiechczynski,²³ D. Wiedner,¹¹ L. Wiggers,³⁸ G. Wilkinson,⁵² M. P. Williams,^{45,46} M. Williams,^{50,p} F. F. Wilson,⁴⁶ J. Wishahi,⁹ M. Witek,²³ S. A. Wotton,⁴⁴ S. Wright,⁴⁴ S. Wu,³ K. Wyllie,³⁵ Y. Xie,^{47,35} F. Xing,⁵² Z. Xing,⁵³ Z. Yang,³ R. Young,⁴⁷ X. Yuan,³ O. Yushchenko,³² M. Zangoli,¹⁴ M. Zavertyaev,^{10,a} F. Zhang,³ L. Zhang,⁵³ W. C. Zhang,¹² Y. Zhang,³ A. Zhelezov,¹¹ A. Zhokhov,²⁸ L. Zhong,³ and A. Zvyagin³⁵

(LHCb Collaboration)

¹Centro Brasileiro de Pesquisas Físicas (CBPF), Rio de Janeiro, Brazil²Universidade Federal do Rio de Janeiro (UFRJ), Rio de Janeiro, Brazil³Center for High Energy Physics, Tsinghua University, Beijing, China⁴LAPP, Université de Savoie, CNRS/IN2P3, Annecy-Le-Vieux, France⁵Clermont Université, Université Blaise Pascal, CNRS/IN2P3, LPC, Clermont-Ferrand, France⁶CPM, Aix-Marseille Université, CNRS/IN2P3, Marseille, France⁷LAL, Université Paris-Sud, CNRS/IN2P3, Orsay, France⁸LPNHE, Université Pierre et Marie Curie, Université Paris Diderot, CNRS/IN2P3, Paris, France⁹Fakultät Physik, Technische Universität Dortmund, Dortmund, Germany¹⁰Max-Planck-Institut für Kernphysik (MPIK), Heidelberg, Germany

- ¹¹*Physikalisches Institut, Ruprecht-Karls-Universität Heidelberg, Heidelberg, Germany*
¹²*School of Physics, University College Dublin, Dublin, Ireland*
¹³*Sezione INFN di Bari, Bari, Italy*
¹⁴*Sezione INFN di Bologna, Bologna, Italy*
¹⁵*Sezione INFN di Cagliari, Cagliari, Italy*
¹⁶*Sezione INFN di Ferrara, Ferrara, Italy*
¹⁷*Sezione INFN di Firenze, Firenze, Italy*
¹⁸*Laboratori Nazionali dell'INFN di Frascati, Frascati, Italy*
¹⁹*Sezione INFN di Genova, Genova, Italy*
²⁰*Sezione INFN di Milano Bicocca, Milano, Italy*
²¹*Sezione INFN di Roma Tor Vergata, Roma, Italy*
²²*Sezione INFN di Roma La Sapienza, Roma, Italy*
²³*Henryk Niewodniczanski Institute of Nuclear Physics Polish Academy of Sciences, Kraków, Poland*
²⁴*AGH University of Science and Technology, Kraków, Poland*
²⁵*National Center for Nuclear Research (NCBJ), Warsaw, Poland*
²⁶*Horia Hulubei National Institute of Physics and Nuclear Engineering, Bucharest-Magurele, Romania*
²⁷*Petersburg Nuclear Physics Institute (PNPI), Gatchina, Russia*
²⁸*Institute of Theoretical and Experimental Physics (ITEP), Moscow, Russia*
²⁹*Institute of Nuclear Physics, Moscow State University (SINP MSU), Moscow, Russia*
³⁰*Institute for Nuclear Research of the Russian Academy of Sciences (INR RAN), Moscow, Russia*
³¹*Budker Institute of Nuclear Physics (SB RAS) and Novosibirsk State University, Novosibirsk, Russia*
³²*Institute for High Energy Physics (IHEP), Protvino, Russia*
³³*Universitat de Barcelona, Barcelona, Spain*
³⁴*Universidad de Santiago de Compostela, Santiago de Compostela, Spain*
³⁵*European Organization for Nuclear Research (CERN), Geneva, Switzerland*
³⁶*Ecole Polytechnique Fédérale de Lausanne (EPFL), Lausanne, Switzerland*
³⁷*Physik-Institut, Universität Zürich, Zürich, Switzerland*
³⁸*Nikhef National Institute for Subatomic Physics, Amsterdam, The Netherlands*
³⁹*Nikhef National Institute for Subatomic Physics and VU University Amsterdam, Amsterdam, The Netherlands*
⁴⁰*NSC Kharkiv Institute of Physics and Technology (NSC KIPT), Kharkiv, Ukraine*
⁴¹*Institute for Nuclear Research of the National Academy of Sciences (KINR), Kyiv, Ukraine*
⁴²*University of Birmingham, Birmingham, United Kingdom*
⁴³*H.H. Wills Physics Laboratory, University of Bristol, Bristol, United Kingdom*
⁴⁴*Cavendish Laboratory, University of Cambridge, Cambridge, United Kingdom*
⁴⁵*Department of Physics, University of Warwick, Coventry, United Kingdom*
⁴⁶*STFC Rutherford Appleton Laboratory, Didcot, United Kingdom*
⁴⁷*School of Physics and Astronomy, University of Edinburgh, Edinburgh, United Kingdom*
⁴⁸*School of Physics and Astronomy, University of Glasgow, Glasgow, United Kingdom*
⁴⁹*Oliver Lodge Laboratory, University of Liverpool, Liverpool, United Kingdom*
⁵⁰*Imperial College London, London, United Kingdom*
⁵¹*School of Physics and Astronomy, University of Manchester, Manchester, United Kingdom*
⁵²*Department of Physics, University of Oxford, Oxford, United Kingdom*
⁵³*Syracuse University, Syracuse, New York, USA*
⁵⁴*Pontifícia Universidade Católica do Rio de Janeiro (PUC-Rio), Rio de Janeiro, Brazil,
[associated with Universidade Federal do Rio de Janeiro (UFRJ), Rio de Janeiro, Brazil]*
⁵⁵*Institut für Physik, Universität Rostock, Rostock, Germany,
(associated with Physikalisches Institut, Ruprecht-Karls-Universität Heidelberg, Heidelberg, Germany)*
⁵⁶*Institute of Information Technology, COMSATS, Lahore, Pakistan,
(associated with Syracuse University, Syracuse, New York, USA)*
⁵⁷*University of Cincinnati, Cincinnati, Ohio, USA,
(associated with Syracuse University, Syracuse, New York, USA)*

^aAlso at P.N. Lebedev Physical Institute, Russian Academy of Science (LPI RAS), Moscow, Russia.

^bAlso at Università di Bari, Bari, Italy.

^cAlso at Università di Bologna, Bologna, Italy.

^dAlso at Università di Cagliari, Cagliari, Italy.

^eAlso at Università di Ferrara, Ferrara, Italy.

^fAlso at Università di Firenze, Firenze, Italy.

^gAlso at Università di Urbino, Urbino, Italy.

^hAlso at Università di Modena e Reggio Emilia, Modena, Italy.

ⁱAlso at Università di Genova, Genova, Italy.

^jAlso at Università di Milano Bicocca, Milano, Italy.

^kAlso at Università di Roma Tor Vergata, Roma, Italy.

^lAlso at Università di Roma La Sapienza, Roma, Italy.

^mAlso at Università della Basilicata, Potenza, Italy.

ⁿAlso at LIFAELS, La Salle, Universitat Ramon Llull, Barcelona, Spain.

^oAlso at Hanoi University of Science, Hanoi, Vietnam.

^pAlso at Massachusetts Institute of Technology, Cambridge, MA, USA.