




## REVIEW




## Effects of climate change on life-history traits in hibernating mammals

Rachel FINDLAY-ROBINSON\*  *Institute of Science and the Environment, University of Cumbria, Ambleside, Cumbria LA22 9BB, UK and School of Biodiversity, One Health and Veterinary Medicine, College of Medical, Veterinary and Life Sciences, University of Glasgow, Glasgow G12 8QQ, UK. Email: rachel.findlay.robinson@gmail.com*

Volker B. DEECKE  *Institute of Science and the Environment, University of Cumbria, Ambleside, Cumbria LA22 9BB, UK. Email: volker.deecke@cumbria.ac.uk*

Andrew WEATHERALL  *Institute of Science and the Environment, University of Cumbria, Ambleside, Cumbria LA22 9BB, UK. Email: andrew.weatherall@rspb.org.uk*

Davina L. HILL  *School of Biodiversity, One Health and Veterinary Medicine, College of Medical, Veterinary and Life Sciences, University of Glasgow, Glasgow G12 8QQ, UK and School of Animal, Plant and Environmental Sciences, University of the Witwatersrand, Private Bag 3, Wits, 2050 Johannesburg, South Africa. Email: davina.hill@glasgow.ac.uk*

### Keywords

bats, environmental change, hibernation, phenology, rodents, temperature, weather

\*Correspondence

Received: 16 December 2021

Accepted: 20 September 2022

Editor: DR

doi: 10.1111/mam.12308

### ABSTRACT

1. Animals can respond to climate change through changes in behaviour, morphology or life-history traits. Changes in life-history traits do not occur independently, as they trade off or co-evolve with other traits.
2. Hibernation is a life-history trait used to cope with periods of low resource availability. The energetic and survival benefits of hibernation depend on environmental conditions. Climate change-induced changes in hibernation patterns are therefore likely to affect other life-history traits through trade-offs.
3. We systematically reviewed the literature to: 1) identify studies testing for associations between climatic variables and life-history traits in mammalian hibernators; and 2) assess variation in responses between species.
4. Air temperature was the most commonly measured climatic variable, and phenology of hibernation emergence was the most commonly studied life-history trait. In most studies and species, emergence date became earlier, litter size increased and the number of interbout arousals increased with increasing air temperature.
5. Despite being considered key life-history traits due to their potential to influence population dynamics, our search returned no studies on the effects of climatic variables on the age of primiparity or on the age distribution of reproduction.
6. Directions of associations between climatic variables and life-history traits often differed between species, and both species- and sex-specific variations occurred in response to climatic variables for some traits.
7. We highlight the importance of long-term, species-specific research, and the need for further studies on indirect effects of climatic cues on co-adapted traits to understand the potential for mammalian hibernators to respond to ongoing and future climate change.

## INTRODUCTION

Climate change is affecting species and ecosystems worldwide and contributing to global biodiversity loss (IPBES 2019). As long-term environmental change continues, understanding how climate change affects species' characteristics will be increasingly important for wildlife conservation (Paniw et al. 2021).

Many species' characteristics evolved to maximise fitness by influencing the allocation of resources towards survival and reproduction; these characteristics are life-history traits (Endler 1986). Organisms' life-history strategies are shaped by trade-offs in patterns of resource allocation between sets of co-adapted life-history traits (Box 1; Williams 1966, Stearns 1989). Trade-offs in resource allocation between reproduction and survival are key mechanisms of life-history evolution (Williams 1966). These trade-offs may occur at the genotypic or phenotypic level, or via mechanisms connecting the two (Stearns 1989). Phenotypic trade-offs concern traits that directly influence reproduction or survival and for which whole-organism measurements can be made (e.g. behavioural or morphological traits; Stearns 1989). Key traits measurable at the phenotypic level include number of offspring, offspring size, frequency of reproduction, body size at maturity and the age distribution of reproductive effort (Stearns 1976).

Adjustment of life-history traits is a key route by which species may respond to environmental change (Root et al. 2003). Long-term changes in environmental cues, such as weather patterns, are associated with changes in phenological traits in a range of species (Walther et al. 2002), and may subsequently influence population demographics (Sæther et al. 2013). Environmental change

may also act indirectly, for instance by influencing resource availability at different times of year (Burgess et al. 2018). This may be particularly important for income breeders, where costs of reproduction are drawn from the immediately available resources (Jönsson 1997). However, changes in one trait in response to these cues may affect trade-offs with co-adapted traits, meaning that shifts in a single trait could influence an individual's entire life history.

Hibernation is a life-history trait found in approximately half of mammalian orders (Turbill et al. 2011). During hibernation, endothermic animals respond to poor environmental conditions with multiday (>24 h) periods of torpor (Geiser & Ruf 1995), in which they reduce their body temperature, metabolic rate and other functions to conserve energy. Physiological and metabolic characteristics of hibernation can vary broadly between species, leading to differences in the trade-offs experienced (Humphries et al. 2003, Nowack et al. 2019). There remains debate in the literature whether hibernation and daily torpor constitute a continuum of heterothermy (e.g. Boyles et al. 2013) or distinct physiological states (e.g. Ruf & Geiser 2015). This review is focussed on mammals that show greatly depressed core body temperatures (often to below 10°C) and metabolism for prolonged periods, with each period lasting for on average more than a week, but up to several months. We refer to these as 'prolonged hibernators' (Geiser & Ruf 1995).

The use of hibernation is associated with slow life-history strategies and can directly increase survival by reducing risks of predation in some species, such as edible dormice *Glis glis*, or starvation when resources are limited (Turbill et al. 2011, Ruf & Bieber 2023). Although hibernating species appear to have a lower extinction risk than non-hibernators, future effects of climate change on hibernators may depend on species' contexts (Geiser & Turbill 2009). Hibernation may also indirectly affect fitness via influences on other life-history traits. For instance, many species mate shortly after emerging from hibernation; thus, changes in the timing of hibernation emergence may influence the parturition date, with potential subsequent effects on fitness (Dobson & Michener 1995).

However, hibernation is also costly. Such costs may be ecological, such as increased vulnerability to predation in some taxa such as bats (Estók et al. 2010), immunological, such as reduced immunocompetence (Prendergast et al. 2002), or physiological, such as telomere degradation at low temperatures (Nowack et al. 2019). Costs can be reduced through periodic returns to euthermia during hibernation, known as interbout arousals (IBAs; reviewed by Humphries et al. 2003). However, IBAs are themselves energetically costly, depleting fat reserves and/or food resources, and can occur nonadaptively in response to

### Box 1. Glossary of key terms used in this review

**Life-history trait**—an aspect of behaviour, physiology or anatomy that influences an organism's energy allocation to reproduction and/or fitness (Endler 1986).

**Life-history strategy**—a genetically based set of decision rules that control the expression of traits.

**Prolonged hibernator**—animal that demonstrates multi-day (>24 h) periods of torpor and associated large depressions in body temperature and metabolism.

**Emergence**—an individual's physical exit from a hibernaculum (e.g. burrow or cave) following a final return to euthermia (i.e. normal rates of body temperature and metabolism).

**Immergence**—an individual's entry into prolonged torpor (hibernation).

**Inter-bout arousals (IBAs)**—periodic, short-term returns to euthermia that are experienced by hibernators between bouts of torpor.

disturbance (Speakman et al. 1991). This depletion may affect overwinter survival probability and resource availability for the early active season. Hence, IBAs may also directly and indirectly affect other life-history traits.

Prolonged hibernation is largely a seasonal trait. Therefore, aspects of its expression, such as the timing of emergence, can be influenced by climatic cues (Turbill & Prior 2016) in conjunction with internal mechanisms such as a circannual endogenous clock (Körtner & Geiser 2000). In seasonally active species, climatic factors are also likely to influence other life-history traits, either directly or indirectly. Hibernation behaviours are thought to have evolved as energy-saving mechanisms, often in response to adverse environmental conditions (Geiser 2013); therefore, changing environmental conditions have the potential to strongly impact energy allocation patterns in hibernators. Changes in energy allocation may influence a range of other life-history traits, with subsequent impacts on individual fitness, and hence population viability (e.g. Lane et al. 2012, Maldonado-Chaparro et al. 2017). To predict how hibernators will react to future climatic changes, it is vital to understand the effects of climatic cues on life-history traits, individual fitness and population viability, and how these differ between species.

We systematically review the literature to identify: 1) studies testing for associations between climate and phenotypically measurable life-history traits in mammalian hibernators; and 2) the direction of these associations and whether they differ between species, sexes and age classes. We also discuss how climatic variables could influence life-history traits that have not been studied and highlight the importance of integrative studies on multiple traits. These are necessary to understand fully the effects of climate change on hibernating mammals and to inform conservation planning.

## METHODS

We used the Preferred Reporting Items for Systematic Reviews and Meta-Analyses (PRISMA) framework (Liberati et al. 2009) to systematically search three databases (Web of Science, Scopus and Academic Ultimate) using terms related to key phenotypic life-history traits as described above and listed by Stearns (1989), and to climate change: hibernat\* AND 'climate change' OR climat\* change OR global warming AND age at first reproduction OR 'first reproduction' OR primiparity OR age distribution of reproduction OR reproductive effort OR litter size OR offspring quality OR social OR immersion OR 'body size' OR emergence OR reproduction OR body mass OR 'body mass' OR fitness OR age structure OR age structure of reproduction OR 'reproductive effort' OR life-history.

Searches were carried out on 23 September 2020. Abstracts were reviewed and articles excluded if they did not concern 1) extant mammal species; or 2) prolonged hibernators (based on the criteria of Geiser & Ruf 1995; Fig. 1). Review articles were also excluded.

Full manuscripts were accessed for the remaining articles, and details of species, response variables and explanatory variable(s) were extracted. Where single articles contained data on multiple species or life-history traits, each unique 'species - response variable - explanatory variable' combination was considered separately and is hereafter referred to as a 'study'. In two articles, the responses of different species were analysed together, and we therefore treat them as a single study. Studies with the response variables 'survival' or 'fitness' were excluded as these variables were not considered to be specific phenotypically measurable traits under our definition based on Stearns (1989; Box 1), but rather the outcome of trade-offs and stochastic processes.

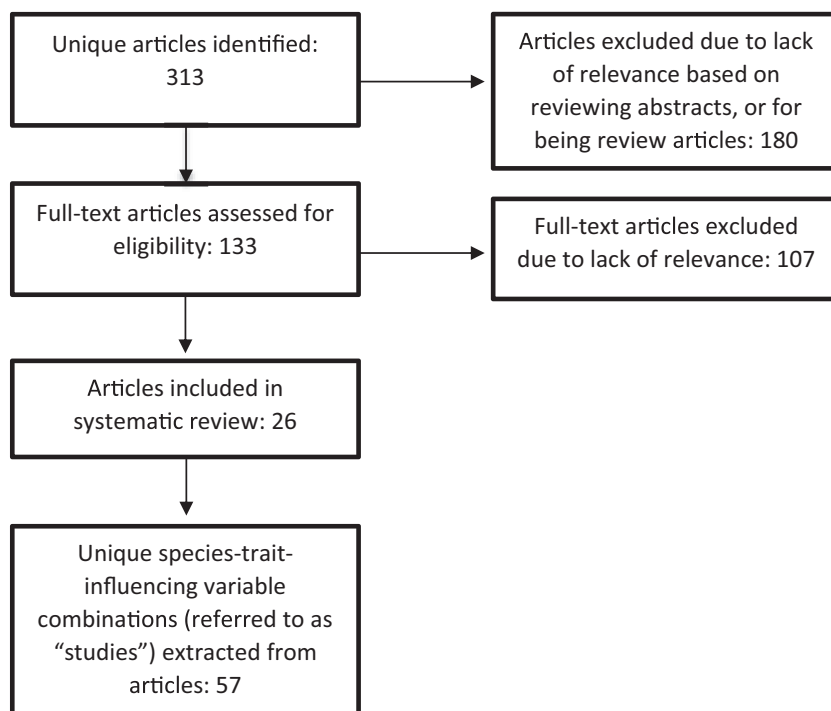
Our literature search returned 313 unique articles. Due to the broad nature of our search, over half of the unique articles did not concern extant hibernating mammals, and many others mentioned climate change without testing for associations with climatic variables. Following screening (Fig. 1), 57 studies from 26 articles were extracted (Table 1).

## RESULTS AND DISCUSSION

### Taxonomic and topical focus of hibernation research

Of the 57 studies we reviewed, 55 examined relationships between climatic variables and life-history traits (Table 1; Appendix S1), whilst two were focussed on indirect effects on other life-history traits. Sixteen different climatic variables and 16 different response trait variables were measured.

To give a broader overview of responses, similar traits and climatic variables were grouped into response trait categories with similar variables (Table 1; Appendix S1). Studies were also classified by taxonomic order. Among the 16 specific climatic variables, ordinal snowmelt date was the most commonly measured climatic variable, assessed in 23% of studies, followed by mean autumn air temperature (18%; Appendix S1). Mean annual air temperature, mean monthly soil temperature, total annual precipitation, start date of lying snow, duration of snow cover and hourly wind speed were each studied only once (2%). When similar variables were considered together (air temperature, soil temperature, barometric pressure, precipitation, snow depth, timing of snow cover and wind speed), air temperature was the most commonly measured, occurring in 47% of studies.



**Fig. 1.** Preferred Reporting Items for Systematic Reviews and Meta-Analyses (PRISMA) diagram showing the process of article identification and study selection. Literature searching was carried out using the Web of Science, Scopus and Academic Ultimate databases. Articles were excluded if they did not concern 1) extant mammals, 2) prolonged hibernators (Box 1), 3) phenotypically measured life-history traits (Box 1), and/or 4) climatic variables, based on the abstract or the full text. From each article, unique species-response variable-explanatory variable combinations were extracted and treated as separate studies.

Rodentia was the most commonly studied order (71%), followed by Chiroptera (25%), Eulipotyphla (2%) and Monotremata (2%; Fig. 2). This is consistent with the number of hibernating species in each order (Constant et al. 2020; Fisher's Exact Test,  $P = 0.03$ ). Rodents were studied in relation to traits from all nine trait classes, in contrast to Chiroptera (three trait classes) and Eulipotyphla and Monotremata (one trait class each; Fig. 2). Two of the 57 studies examined 'indirect', that is the effect of a trait affected by climate on trait Y. One of these examined the effects of body mass on the probability of successfully producing a litter, the other the effects of emergence date on parturition date.

## Hibernation phenology

Hibernation has both fitness benefits and costs (Humphries et al. 2003), and the timing and expression of hibernation immergence and emergence, and IBA frequency, should therefore be optimised to maximise benefits and minimise costs (Boyles et al. 2020). Emergence traits were the most commonly studied response trait category in our review (21% of studies), and emergence date was the most commonly studied

response trait. For both orders in which they were studied, Rodentia and Chiroptera (Fig. 2), emergence dates became earlier in association with higher air temperatures in all but one study, where no effect was seen; however, in this study, a positive association was found between emergence date and snowmelt date (Lane et al. 2012). This suggests that the specific climatic variables most strongly associated with emergence timing may differ between species. For instance, yellow-bellied marmots *Marmota flaviventris* in Colorado, USA, emerged progressively earlier over the course of 20 years, in conjunction with increases in spring air temperatures. This was despite no change in average snowmelt date (Inouye et al. 2000). Conversely, female Columbian ground squirrels *Urocitellus columbianus* in Alberta, Canada, progressively delayed their emergence between 1992 and 2011 (Lane et al. 2012) as ordinal snowmelt dates also became later. There was a trend towards increasing spring temperatures during this period, but it was not statistically significant. Similar responses to delayed snowmelt (a one-month delay in emergence after extreme weather) occurred in female Arctic ground squirrels *Urocitellus parryii* (Williams et al. 2017). Female Arctic ground squirrels had previously been shown to time emergence

**Table 1.** Studies on associations between climatic variables and life-history response traits returned by the systematic literature review. Numbers in brackets represent the total number of studies for each response trait and response trait category (studies are defined as unique species – response variable – explanatory variable combinations)

Response trait category	Response trait	Climatic variable	Order	Species	Effect	Reference	
Adult body size or mass (12)	Body condition (1)	Snowmelt date (1)	Rodentia	<i>Urocitellus parryii</i>	Positive	Sheriff et al. (2017)	
		Air temperature (winter) (1)	Rodentia	<i>Glis glis</i>	Variable	Fietz et al. (2020)	
	Body mass (3)	Precipitation (winter) (1)	Snowmelt date (1)		<i>Cricetus cricetus</i>	Negative	Tissier et al. (2016)
			Snowmelt date (1)		<i>Urocitellus parryii</i>	Positive	Sheriff et al. (2013)
		Body size (2)	Air temperature (monthly) (1)	Rodentia	<i>Spermophilus xanthoprimum</i>	Negative	Gür (2010)
			Soil temperature (monthly) (1)		<i>Spermophilus xanthoprimum</i>	Negative	
	Pre-hibernation body mass (6)	Air temperature (autumn) (6)		Chiroptera	<i>Barbastella barbastellus</i>	Positive	Ignaczak et al. (2019)
					<i>Myotis bechsteini</i>	Positive	
					<i>Myotis daubentonii</i>	No effect	
					<i>Myotis myotis</i>	Negative	
				<i>Myotis nattereri</i>	Negative		
				<i>Plecotus auritus</i>	Negative		
Hibernation emergence (18)	Emergence date (14)	Air temperature (autumn) (1)	Rodentia	<i>Zapus hudsonius</i>	Negative	Frey (2015)	
			Chiroptera	<i>Myotis lucifugus</i>	No effect	Meyer et al. (2016)	
		Air temperature (spring) (1)	Rodentia	<i>Glis glis</i>	Negative	Adamik and Král (2008)	
				<i>Glis glis</i>	Negative	Fietz et al. (2020)	
		Air temperature (spring) (4)	Barometric pressure (spring) (2)	Chiroptera	<i>Marmota flaviventris</i>	Negative	Edic et al. (2020)
					<i>Marmota flaviventris</i>	Negative	Inouye et al. (2000)
				<i>Myotis lucifugus</i>	Positive	Czenze and Willis (2015)	
				<i>Myotis lucifugus</i>	No effect	Meyer et al. (2016)	
		Snowmelt date (4)		Rodentia	<i>Marmota flaviventris</i>	Positive	Blumstein (2009)
					<i>Marmota flaviventris</i>	Positive	Edic et al. (2020)
	<i>Urocitellus columbianus</i>				Positive	Lane et al. (2012)	
	<i>Urocitellus parryii</i>				Positive	Sheriff et al. (2013)	
	<i>Urocitellus parryii</i>				Negative		
	<i>Urocitellus parryii</i> (males)				No effect	Sheriff et al. (2011)	
	Date of return to euthermia (4)	Snowmelt date (3)	Rodentia	<i>Urocitellus parryii</i>	No effect	Sheriff et al. (2013)	
				<i>Urocitellus parryii</i>	Variable	Williams et al. (2017)	
				<i>Urocitellus parryii</i> (females)			
				<i>Urocitellus parryii</i> (males)	No effect	Sheriff et al. (2013)	
		Soil temperature (spring) (1)	Rodentia	<i>Urocitellus parryii</i>	No effect	Sheriff et al. (2013)	
Air temperature (annual) (1)		Rodentia	16 rodent species	Negative	Turbill and Prior (2016)		
Hibernation duration (1)		Hibernation duration (1)					
Inter-bout arousal (IBA; 8)	IBA frequency (8)	Air temperature (autumn) (1)	Monotremata	<i>Tachyglossus aculeatus setosus</i>	Negative	Nicol and Andersen (2002)	
			Chiroptera	9 bat species	Positive	Barros et al. (2017)	
	Air temperature (winter) (3)	Chiroptera	9 bat species	<i>Myotis lucifugus</i>	Variable	Czenze et al. (2017)	
				<i>Myotis nattereri</i>	Positive	Hope and Jones (2013)	
	Precipitation (winter) (1)	Chiroptera	9 bat species		Negative	Barros et al. (2017)	
Immergence (3)	Immergence date (3)	Snowmelt date (2)	Rodentia	<i>Urocitellus parryii</i> (females)	Positive	Williams et al. (2017)	
				<i>Urocitellus parryii</i> (males)	No effect		
		Wind speed (1)	Chiroptera	9 bat species	Positive	Barros et al. (2017)	
		Air temperature (autumn) (2)	Eulipotyphla	<i>Erinaceus europaeus</i>	Positive	Rasmussen et al. (2019)	
Timing of snow cover (1)	Rodentia	Rodentia	<i>Zapus hudsonius</i>	No effect	Frey (2015)		
		Rodentia	<i>Urocitellus parryii</i> (males)	Positive	Sheriff et al. (2011)		

(Continues)

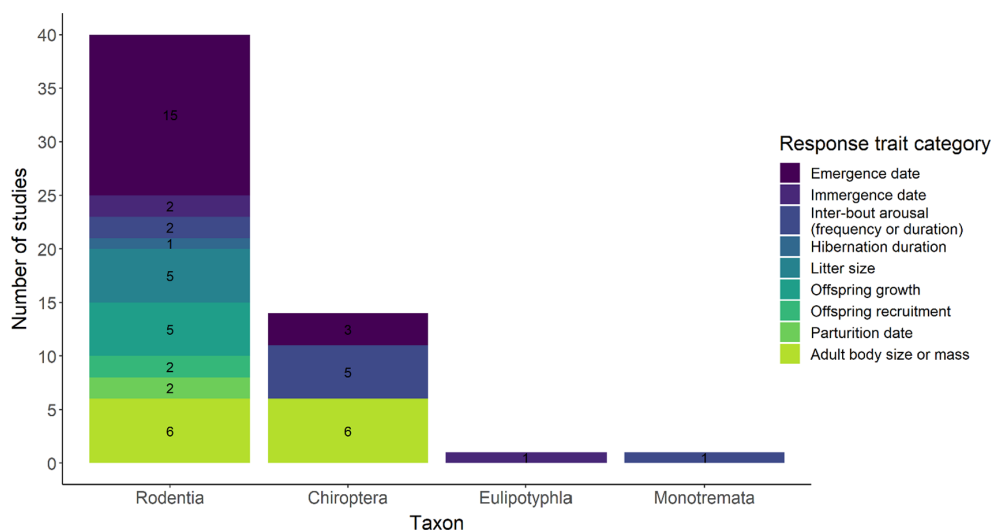
**Table 1.** (Continued)

Response trait category	Response trait	Climatic variable	Order	Species	Effect	Reference
Offspring growth (4)	Juvenile mass gain (2)	Proxy of environmental quality (1)	Rodentia	<i>Marmota flaviventris</i>	No effect	Paniw et al. (2021)
		Snow depth (1)	Rodentia	<i>Marmota marmota</i>	Positive	Canale et al. (2016)
	Juvenile structural growth (2)	Proxy of environmental quality (1)	Rodentia	<i>Marmota marmota</i>	Negative	
		Snow depth (1)	Rodentia	<i>Marmota marmota</i>	Positive	
Offspring recruitment (2)	Juvenile recruitment (2)	Proxy of environmental quality (1)	Rodentia	<i>Marmota flaviventris</i>	No effect	Paniw et al. (2021)
Litter size (5)	Litter size (3)	Snow start date (1)	Rodentia	<i>Urocitellus parryii</i>	Positive	Sheriff et al. (2017)
		Air temperature (spring) (1)	Rodentia	<i>Glis glis</i>	Positive	Fietz et al. (2020)
		Snow depth (1)	Rodentia	<i>Marmota marmota</i>	Negative	Tafari et al. (2013)
	Litter size (variation) (2)	Snowmelt date (1)	Rodentia	<i>Urocitellus parryii</i>	No effect	Sheriff et al. (2017)
		Air temperature (monthly) (1)	Rodentia	<i>Marmota flaviventris</i>	Positive	Schwartz and Armitage (2005)
Timing of parturition (2)	Parturition date (2)	Precipitation (annual) (1)	Rodentia	<i>Marmota flaviventris</i>	Positive	
		Air temperature (spring) (1)	Rodentia	<i>Glis glis</i>	No effect	Fietz et al. (2020)
		Snowmelt date (1)	Rodentia	<i>Urocitellus parryii</i> (females)	Positive	Williams et al. (2017)

with rising soil temperatures (Williams et al. 2012), highlighting the importance of considering the use of multiple climatic variables.

Emergence dates may also be indirectly influenced by climate. Whilst associations between rising spring temperatures and earlier hibernation emergence were found in edible dormice *Glis glis* by Adamík and Král (2008), Fietz et al. (2020) observed that the strength of the relationship between emergence date and temperature strongly depended on food availability in the previous summer. Individuals of this fat-storing species with higher pre-emergence mass emerged later than lighter

conspecifics, having lost a greater proportion of body mass (Fietz et al. 2020). This suggests that edible dormice use excess energy stores to remain in hibernation for longer. In little brown bats *Myotis lucifugus* and yellow-bellied marmots, by contrast, heavier individuals emerge from hibernation earlier (Czenze & Willis 2015, Edic et al. 2020), based on mid-winter and postemergence masses, respectively. These species reproduce earlier in the season than edible dormice, so that emerging with higher energy availability, in the form of greater body mass, may allow individuals to withstand changing weather conditions or low food availability early in the



**Fig. 2.** Number of studies of each life-history response trait category in each mammalian order returned by the systematic search and included in the review. The overall proportion of studies found in each order was consistent with the number of known hibernating species in each order (Fisher's Exact Test,  $P = 0.03$ ).

season better. Early emergence may also increase mating opportunities for species that mate following hibernation (Bernard 1985, Schwartz & Armitage 2005). In a food-storing hibernator, the European hamster *Cricetus cricetus*, experimentally supplementing food stores led to earlier hibernation emergence in both males and females, which also suggests that increased food availability may allow earlier emergence (Siutz et al. 2018). Nonetheless, this evidence suggests a mediating role of prehibernation food availability, which impacts on energy availability during and following hibernation. Prehibernation energy availability and food stores could also be influenced by weather conditions affecting resource availability or foraging ability prior to hibernation.

The differences in the direction of the relationships between body mass and emergence date might be related to the mating systems of the species concerned. Most seasonally reproducing hibernators benefit from parturition early in the active season (Dobson & Michener 1995), which maximises time for offspring growth before hibernation, and early emergence allows earlier mating and/or parturition. Hibernators benefitting from early parturition include species that mate preceding or during hibernation (Sandell 1990). Heavier individuals may be able to deal with climatic and resource uncertainty better following early emergence, whilst lighter individuals are more likely to starve if they emerge before sufficient resources are available. However, this is not the case in all species; for example, edible dormice reproduce late in the active season to synchronise with seed masting events, and forego reproduction in nonmast years (Ruf & Bieber 2020). Therefore, unlike many early-reproducing species, they do not gain a fitness advantage from early emergence.

Differences in mating systems and social structure between species may also influence emergence timing in other ways. The structure of hibernation groups may affect emergence timing in yellow-bellied marmots (Blumstein et al. 2004). Hibernation groups containing more adult males emerge earlier than those with fewer males, the number of males in a group representing a metric of reproductive competition (Blumstein 2009). In solitary hibernating Arctic ground squirrels, male hibernation emergence is related to dates of emergence of females, despite males appearing to use soil temperature as a cue for physiological exit from hibernation (i.e. return to euthermy; Sheriff et al. 2013). This pattern of male-before-female hibernation emergence is common among solitary hibernators, due to sexual selection (Michener 1983). Whether this pattern is influenced by sex-specific use of environmental cues is unknown for most species. However, in communally hibernating little brown bats, although females emerge before males due to differences in the timing of reproductive investment (Willis 2017), both sexes

appear to use falling barometric pressure as an emergence cue (Czenze & Willis 2015).

Far fewer studies (5%) in our review tested associations between climate and hibernation immergence than tested associations with emergence (Table 1; Appendix S1), probably due to the difficulty of accurately recording immergence dates. The existing studies provide limited evidence that climatic factors directly influence immergence date. Studies on juvenile Arctic ground squirrels (Sheriff et al. 2015) and New Mexico jumping mice *Zapus hudsonius luteus* (Frey 2015) reported no association between climatic conditions and immergence dates. Conversely, juvenile European hedgehogs *Erinaceus europaeus* were recorded immerging later than previously recorded during an exceptionally mild autumn, which was attributed to food being available later than usual (Rasmussen et al. 2019). However, no relationship between body mass and hibernation immergence date was found, and prehibernation masses of individuals in this study were above the suggested lower threshold of ~450–600 g for surviving hibernation (Bearman-Brown et al. 2020). Additionally, effects of an endogenous circannual clock preventing immergence until a set time after birth for juveniles, as suggested by Sheriff et al. (2015), cannot be ruled out. Such circannual rhythms could delay immergence of late-born juveniles irrespective of body mass, but experimental research is required to disentangle these effects.

There is, however, suggestive evidence for indirect effects of climatic factors on immergence date, primarily via effects on body mass. Negative associations have been reported between ordinal immergence date and body mass prior to hibernation in edible dormice, irrespective of whether individuals reproduced that year (Bieber et al. 2014). Water stress may also play a role in triggering hibernation (Bintz 1984), although to our knowledge, this has not been experimentally tested. For herbivores and granivores in particular, climatic effects on food and water availability could therefore indirectly affect immergence date via influences on body mass. Such indirect connections between immergence and climatic factors warrant further study.

Frequency of IBAs was the second most common response trait returned in our review. Interbout arousals can be measured in the wild using implanted temperature dataloggers (e.g. Williams et al. 2011), temperature-sensitive collars (e.g. Dausmann et al. 2004) or thermal-imaging cameras (Hayman et al. 2017). As nonfossorial hibernators, bats may be a more convenient subject for the study of IBAs. Indeed, bats accounted for 83% of IBA studies (Table 1). Studies of winter activity in 10 bat species found increased activity levels (and, by extension, IBAs) at higher ambient temperatures (Hope & Jones 2013, Barros et al. 2017). This was particularly apparent as temperatures crossed thresholds for insect flight, providing feeding opportunities. Although IBAs were not specifically measured,

negative associations between torpor bout duration and ambient temperature in adult little brown bats were found to be reversed in young-of-the-year, suggesting a condition- or age-dependent relationship by Czenze et al. (2017). Most studies we reviewed on IBAs in bats measured activity (i.e. flight) as a proxy for arousals. Nevertheless, IBAs are not always associated with physical activity (Trachsel et al. 1991, Hoelzl et al. 2016), and future research should consider such stationary IBAs, for example through the use of temperature telemetry (Czenze et al. 2017) or thermal imaging (Hayman et al. 2017), to understand the effects of winter weather on IBAs fully.

## Reproduction

Several phenotypic traits can contribute to reproductive success, key among which are individual reproductive effort and reproductive timing. Individual reproductive effort has been defined as the proportion of resources invested into reproduction (Williams 1966), including production of sex cells, gestation and provision of nutrition (Trivers 1972). Measuring individual reproductive effort can therefore be complex, which is reflected in the range of response traits seen in our results. In the 13 studies concerning aspects of reproduction or offspring, six different response trait variables were measured. These fell into four response trait categories: 'offspring growth', including offspring growth rates and mass gain, 'offspring recruitment', 'litter size', including variation in and absolute litter size, and timing of parturition (Table 1). Litter size was the most commonly studied reproductive response trait. In our results, reproductive traits were only studied in Rodentia.

Associations between climatic variables and litter size appear to be largely mediated by climatic effects on body mass. Successful parturition rates, offspring mass, litter size and juvenile winter survival rates are all positively associated with maternal body mass in a range of hibernators (Dobson & Murie 1987, Tafani et al. 2013, Rubach et al. 2016). Long-term increases in litter size in yellow-bellied marmots (Maldonado-Chaparro et al. 2015) and declines in litter size in Alpine marmots *Marmota marmota* (Tafani et al. 2013) have both been attributed to the effects of warmer winters on body mass during hibernation. This demonstrates that effects can occur in opposing directions even in closely related species experiencing similar changes in weather patterns.

Studying multiple aspects of reproductive effort within individuals or populations may help discern effects of climate change on reproductive success more clearly. For instance, within the same population and study period, Tafani et al. (2013) observed decreases in the litter sizes of Alpine marmots, while Canale et al. (2016) found no

change in juvenile body mass. Although the findings of Tafani et al. (2013) may imply negative consequences for Alpine marmots, those of Canale et al. (2016) suggest that Alpine marmots may preferentially allocate resources to offspring quality over quantity. Maternal mass upon emergence also showed a declining trend during this period (although this was not statistically significant; Tafani et al. 2013), suggesting that fewer resources were available for investment. Such preferential investment in offspring quality could aid overwinter survival by allowing juveniles to immerse at higher body masses. Declines in juvenile overwinter survival of Alpine marmots (Rézouki et al. 2016) are associated with more severe winters and decreases in marmot group sizes, as larger group sizes help to offset the energetic costs of hibernation for juveniles (Arnold 1990). Juveniles in better body condition may therefore have an increased chance of overwinter survival in smaller groups, as they have greater energy reserves than juveniles in poorer body condition. This suggests strong selection pressures on body condition (body size to mass ratio; Canale et al. 2016) of juvenile Alpine marmots for winter survival. Unfavourable weather conditions, such as high precipitation following hibernation emergence, are associated with unsuccessful breeding or offspring abandonment in some bat species (Ransome 1990, Grindal et al. 1992). As many bat species only produce a single offspring per breeding attempt, unsuccessful breeding or abandonment may incur a high fitness cost, particularly if climate change increases the incidence of such weather conditions.

In seasonal breeders, early-breeding females generally have higher reproductive success than late breeders (Dobson & Michener 1995). As parturition date is closely related to emergence date in many hibernating species (e.g. Lane et al. 2011), delayed emergence of adult females from hibernation may lead to reduced overwinter survival of their juveniles (Neuhaus 2000, Frick et al. 2010, Monclús et al. 2014) and lower maternal fitness (Frick et al. 2010, Lane et al. 2012). Some species, particularly of Chiroptera, may also use daily torpor when pregnant during the active season, either due to inclement weather or due to low food availability. This may further delay parturition (Ransome 1990). Even in species that delay parturition until late in the active season, such as edible dormice and hazel dormice *Muscardinus avellanarius*, earlier-born juveniles often show increased survival during hibernation (Pilastro et al. 1994, Bieber et al. 2012).

Where relationships between the dates of parturition and hibernation emergence exist, costs of climate-induced delays in parturition can be offset by changes in reproductive investment. Females of both Richardson's ground squirrels *Urocitellus richardsonii* and Uinta ground squirrels *Urocitellus armatus* show differential allocation of maternal



resources depending on the parturition date, with late reproducers producing fewer and larger offspring than early reproducers (Dobson & Michener 1995, Rieger 1996). Offspring survival during hibernation increases with body condition in many ground squirrel species (Murie & Boag 1984, Rieger 1996); therefore, a tactic of investment in fewer, larger offspring late in the season maximises the winter survival probabilities of late-born offspring. Climate change may reduce the resource investment required to survive hibernation, for example through shorter or milder winters. Females may then be able to shift away from this tactic and towards larger litter sizes regardless of parturition date. However, the number and size of neonates is physiologically limited unless adult size also increases.

There is also evidence of phenotypic differences in post-weaning growth rate and mass gain between early- and late-born juveniles in garden dormice *Eliomys quercus* and European hedgehogs (Bunnell 2009, Stumpfel et al. 2017). Late-born juveniles grow faster than early-born juveniles in both species. However, potential long-term fitness consequences of such early investment in rapid growth are unknown. In hazel dormice, no long-term negative effects of late birth on lifetime reproductive success have been found among individuals who survived to reproductive age. However, late-born juveniles are less likely to survive to reproductive onset than early-born juveniles (Bieber et al. 2012).

Long-term changes in reproductive effort may manifest themselves in many forms, as seen by the range of response variables measured in the studies in our review (Table 1). Both inter- and intraspecific variation was found in the direction of responses, making it difficult to predict responses without species-specific observational data. In particular, species that generally produce only a single offspring per reproductive attempt, for example many hibernating bats, may be more strongly affected by climate-linked reductions in mean fitness than species producing larger litters. This may be particularly evident if climatic changes also negatively affect survival rates (e.g. Rézouki et al. 2016, Schorr & Siemers 2021), although the greater longevity and slower life history of insectivorous bats than rodents might compensate for this. Additionally, our results suggest that the mechanisms linking climate to reproductive traits are not well-studied in hibernating mammals. Changes in, for example, parturition date or offspring size have the potential to impact population dynamics strongly, and so further studies in this area are warranted.

## Body size and mass

The terms body size and mass are often used interchangeably, but the variables can have different relationships with life history. Structural body size (e.g. length from snout to tail) initially increases over time in mammals and

remains stable once structural growth is complete, whereas mass fluctuates within and between seasons. We found body mass to be measured much more frequently than body size (in 16% vs. 4% of total studies; Table 1) in relation to climate. Although body mass and body condition (e.g. mass to size ratio) are not themselves considered life-history traits, they are strongly related to a number of life-history traits and demographic processes (Ozgul et al. 2010, Paniw et al. 2021); these relationships are discussed in previous sections.

Changes in body size as a response to climatic change have been suggested in a range of mammalian orders (e.g. Rode et al. 2010, Sheridan & Bickford 2011), but the magnitude and direction of observed changes differ across species (Gardner et al. 2011). Our review includes three studies on body size, two of which examined body size in relation to spatial differences in air or soil temperature in Anatolian ground squirrels *Spermophilus xanthoprimum* (Gür 2010) and one of which examined longitudinal changes in juvenile body size in Alpine marmots (Canale et al. 2016). The need for experimental studies to disentangle the effects of climate on body size and mass was highlighted by Canale et al. (2016), who found negative associations between juvenile body size and date of vegetation onset, and juvenile body size and date of weaning. Date of vegetation onset and date of weaning may both be influenced by climatic factors. In spite of a sustained decline in Alpine marmot body size over 22 years, no corresponding change in juvenile body mass was detected. If juvenile body size and mass were examined individually, different conclusions could be drawn; taken together, they suggest an increase in juvenile mass-to-size ratio during the study. This result could be interpreted as a positive effect on juvenile body condition. Conversely, smaller body sizes present a greater surface area-to-volume ratio, which may negatively affect energy retention during hibernation (Arnold 1990). It remains to be seen whether climate-associated declines in body size will affect long-term fitness.

## Age distribution of reproductive effort

A key life-history trait of many hibernating species is delayed maturation, with offspring not reproducing until their second or third year. The age of primiparity can influence lifetime reproductive success and mean fitness, potentially impacting population dynamics (Sæther et al. 2013). Some hibernators show intraspecific variation in age at primiparity (e.g. Dobson et al. 1999, Bieber et al. 2012), which often appears to be related to environmental conditions. Despite this, our review includes no studies on associations between climate and the age distribution of reproductive effort or age of primiparity in hibernators.

The most apparent route by which climate change may influence age at primiparity is through indirect effects on body mass, for instance through changing resource availability. The probability of yearling breeding in Columbian ground squirrels, European hamsters, Daubenton's bats *Myotis daubentonii* and Natterer's bats *Myotis nattereri* appears to be positively related to resource availability (Dobson & Murie 1987, Tissier et al. 2016, Linton & Macdonald 2020). For all of these species, and others, climate could affect both the quality and the quantity of food available in the future (Rosenblatt & Schmitz 2016). Differential effects of climate on adult and juvenile overwinter survival, as seen in Uinta ground squirrels, could also indirectly allow more yearling breeding. Warmer winters reduce adult survival but not juvenile survival, giving yearling Uinta ground squirrels a better chance of occupying a high-quality, resource-rich territory (Falvo et al. 2019). Such potential indirect effects of climate on the age distribution of reproduction warrant further research.

To predict effects of climate change on age at primiparity, a greater understanding of the underlying causes and consequences of variation in the majority of hibernators is required. Current research suggests that body mass prior to first reproduction, as discussed above, is likely to be positively correlated with on the age of primiparity. Therefore, in species where climatic conditions are leading to changes in body mass (e.g. Ozgul et al. 2010, Tissier et al. 2016), it is likely that contributions of younger age classes to population growth will also change. Understanding the relative importance of these contributions is therefore important for accurate projection of the effects of climate change on long-term population dynamics.

## Social factors

Many hibernators display a degree of sociality. For instance, among 12 hibernating marmot species where social organisation has been classified, only woodchucks *Marmota monax* are 'solitary' (Armitage 2007). Increased complexity in social organisation and structure is positively correlated with large body size, late primiparity and short vegetation growing seasons (Armitage 1981). These traits are also often associated with harsher climates and lower resource availability (e.g. Bronson 1979, Dobson & Murie 1987). Hence, aspects of social structure, such as group size and cohesion (Kappeler 2019), could be influenced by climate change. Despite this, our results found no studies examining the effects of climate change on social structure.

Social hibernation of extended family groups occurs in some marmot species (Armitage 2007). Evidence for some benefits of social thermoregulation during hibernation,

particularly for juveniles, has been found in Alpine and hoary marmots *Marmota caligata* (Arnold 1990, Patil et al. 2013). In general, larger group sizes have been associated with lower overwinter mass loss and improved overwinter survival in juveniles. However, in hoary marmots, the positive correlation between group size and juvenile overwinter survival is weaker than the negative correlation between juvenile overwinter survival and the Pacific decadal oscillation index, an indicator of winter severity (Patil et al. 2013). Additionally, the benefits of social hibernation may be affected by climate-induced changes in other traits, as discussed above. For instance, long-term declines in litter size of Alpine marmots lead to fewer subordinates in socially hibernating groups, which negatively affects juvenile overwinter survival. This further reduces subordinate numbers in the following year, forming a negative feedback loop (Arnold 1990, Rézouki et al. 2016). These studies suggest that the benefits of social thermoregulation may not outweigh the costs of unfavourable winter conditions under future climate scenarios.

Sex-specific life-history variation, including in hibernation patterns, occurs in several hibernating species (e.g. Sheriff et al. 2013, Norquay & Willis 2014). Where differences are influenced by environmental conditions, climate change could drive sex-specific phenological mismatches. For instance, in male Arctic ground squirrels, a pre-emergence return to euthermy is associated with soil temperature in concert with an endogenous circannual clock (Sheriff et al. 2013), whilst physical emergence in males is related to female emergence timing (Williams et al. 2017). However, female emergence date is associated with snowmelt date (Williams et al. 2017). Although soil temperature and snowmelt date are often correlated, associations with different cues could lead to asynchronous change between male and female emergence dates. In turn, this could lead to increased reproductive competition, or delayed parturition if males are not fully reproductively competent when females are in oestrus. As this pattern of male-before-female emergence is common among hibernating species (Michener 1983), understanding variation in cue use is important for anticipating changes in reproductive competition and patterns.

Effects of climate change on social organisation, and potential mediating effects of social organisation on other life-history traits, are understudied. However, they may be crucial for predicting how population dynamics respond to changing environmental conditions. In particular, due to the greater ease of determining maternity than paternity, many studies focus solely on female life histories. This provides an incomplete understanding. For instance, although female Columbian ground squirrels are emerging

from hibernation progressively later in association with delays in winter snowmelt (Lane et al. 2012), whether males are experiencing a similar delay has not been studied. If, as in Arctic ground squirrels, male emergence is associated with a different cue, emergence timing of the sexes could become mismatched.

## CONCLUSIONS AND FUTURE DIRECTIONS

Associations between many climatic variables, most commonly air temperature, and life-history traits have been demonstrated in hibernating mammals (Table 1). Dates of hibernation emergence are related to air temperature and date of snowmelt in several hibernators, although these climatic factors often have opposing relationships with emergence date, showing negative and positively relationships, respectively. Changes in emergence dates can have subsequent impacts on fitness-related traits such as litter size, parturition date and offspring survival rates. Several studies also demonstrated connections between climatic variables and fitness-related traits. Notably, litter size and variability in litter size showed positive relationships with air temperature, precipitation and snow depth in two marmot species (Table 1, Appendix S1). The sometimes differing directions of associations between spring air temperatures and snowmelt dates with life-history traits in closely related species suggests that close consideration should be given to the ecology of the species in question, and generalisations should not be drawn without species-specific study. In particular, the mechanisms that individuals use to detect climatic signals, particularly for species that hibernate underground, require further study to fully understand climatic influences on hibernation patterns.

Rodents were the most commonly studied mammalian order in our review (Fig. 2). This is consistent with the number of hibernating species in this order compared with the others studied and may also reflect rodents' generally short generation time and ease of manipulation in the field. Despite the differences in life-history strategies between rodents and insectivorous bats, the two most species-rich orders in our results, many potential effects of future climate change appear to be largely similar. For instance, parturition date affects reproductive success across species in both orders and can be strongly influenced by climate. However, the population-level impacts on these orders from such changes are likely to differ due to their different life-history strategies.

Most long-term studies of rodent hibernators occur at high elevations, such as in the Alps in Europe and the Rocky Mountains in North America. Although climate change may be leading to, for example, decreases in snow depth in these areas, snow is still more-or-less guaranteed at these high elevations. Much less research has been

conducted on prolonged hibernators in more variable climates, where average winter temperatures often do not fall below zero, and snow does not fall every year. The benefits of hibernation other than saving energy, such as predation avoidance (Bieber et al. 2014), also warrant further research. Examining the causes and flexibility of differences in hibernation patterns within wide-ranging species may aid in understanding the potential for hibernation patterns to buffer species against changing climatic conditions.

## ACKNOWLEDGEMENTS

We thank the anonymous reviews and the editorial team for their critical reading and suggestions that greatly improved our manuscript.

## FUNDING

RFR was supported by a University of Cumbria PhD scholarship.

## REFERENCES

- Adamík P, Král M (2008) Climate- and resource-driven long-term changes in dormice populations negatively affect hole-nesting songbirds. *Journal of Zoology* 275: 209–215.
- Armitage KB (1981) Sociality as a life-history tactic of ground squirrels. *Oecologia* 48: 36–49.
- Armitage KB (2007) Evolution of sociality in marmots: it begins with hibernation. In: Wolff JO, Sherman PW (eds) *Rodent Societies: An Ecological and Evolutionary Perspective*, 356–367. University of Chicago Press, Chicago, Illinois, USA.
- Arnold W (1990) The evolution of marmot sociality: II. Costs and benefits of joint hibernation. *Behavioral Ecology and Sociobiology* 27: 239–246.
- Barros PA, Ribeiro C, Cabral JA (2017) Winter activity of bats in Mediterranean peri-urban deciduous forests. *Acta Chiropterologica* 19: 367–377.
- Bearman-Brown LE, Baker PJ, Scott D, Uzal A, Evans L, Yarnell RW (2020) Over-winter survival and nest site selection of the west-European hedgehog (*Erinaceus europaeus*) in arable dominated landscapes. *Animals* 10: 1449.
- Bernard RTF (1985) Reproduction in the Cape horseshoe bat (*Rhinolophus capensis*) from South Africa. *African Zoology* 20: 129–135.
- Bieber C, Juškaitis R, Turbill C, Ruf T (2012) High survival during hibernation affects onset and timing of reproduction. *Oecologia* 169: 155–166.
- Bieber C, Lebl K, Stalder G, Geiser F, Ruf T (2014) Body mass dependent use of hibernation: why not prolong the active season, if they can? *Functional Ecology* 28: 167–177.

- Bintz GL (1984) Water balance, water stress, and the evolution of seasonal torpor in ground-dwelling sciurids. In: *The Biology of Ground-Dwelling Squirrels*, 142–165. University of Nebraska Press, Lincoln, Nebraska, USA.
- Blumstein DT (2009) Social effects on emergence from hibernation in yellow-bellied marmots. *Journal of Mammalogy* 90: 1184–1187.
- Blumstein DT, Im S, Nicodemus A, Zugmeyer C (2004) Yellow-bellied marmots (*Marmota flaviventris*) hibernate socially. *Journal of Mammalogy* 85: 25–29.
- Boyles JG, Thompson AB, McKechnie AE, Malan E, Humphries MM, Careau V (2013) A global heterothermic continuum in mammals. *Global Ecology and Biogeography* 22: 1029–1039.
- Boyles JG, Johnson JS, Blomberg A, Lilley TM (2020) Optimal hibernation theory. *Mammal Review* 50: 91–100.
- Bronson MT (1979) Altitudinal variation in the life history of the golden-mantled ground squirrel (*Spermophilus lateralis*). *Ecology* 60: 272–279.
- Bunnell T (2009) Growth rate in early and late litters of the European hedgehog (*Erinaceus europaeus*). *Lutra* 52: 15–22.
- Burgess MD, Smith KW, Evans KL, Leech D, Pearce-Higgins JW, Branston CJ et al. (2018) Tritrophic phenological match-mismatch in space and time. *Nature Ecology and Evolution* 2: 970–975.
- Canale CI, Ozgul A, Allainé D, Cohas A (2016) Differential plasticity of size and mass to environmental change in a hibernating mammal. *Global Change Biology* 22: 3286–3303.
- Constant T, Giroud S, Viblanc VA, Tissier ML, Bergeron P, Dobson FS, Hahndold C (2020) Integrating mortality risk and the adaptiveness of hibernation. *Frontiers in Physiology* 11: 706.
- Czenze ZJ, Willis CKR (2015) Warming up and shipping out: arousal and emergence timing in hibernating little brown bats (*Myotis lucifugus*). *Journal of Comparative Physiology B* 185: 575–586.
- Czenze ZJ, Jonasson KA, Willis CKR (2017) Thrifty females, frisky males: winter energetics of hibernating bats from a cold climate. *Physiological and Biochemical Zoology* 90: 502–511.
- Dausmann KH, Glos J, Ganzhorn JU, Heldmaier G (2004) Hibernation in a tropical primate. *Nature* 429: 825–826.
- Dobson FS, Michener GR (1995) Maternal traits and reproduction in Richardson's ground squirrels. *Ecology* 76: 851–862.
- Dobson FS, Murie JO (1987) Interpretation of intraspecific life history patterns: evidence from columbian ground squirrels. *The American Naturalist* 129: 382–397.
- Dobson FS, Risch TS, Murie JO (1999) Increasing returns in the life history of Columbian ground squirrels. *Journal of Animal Ecology* 68: 73–86.
- Edic MN, Martin JGA, Blumstein DT (2020) Heritable variation in the timing of emergence from hibernation. *Evolutionary Ecology* 34: 763–776.
- Endler JA (1986) *Natural Selection in the Wild*. Princeton University Press, Princeton, New Jersey, USA.
- Estók P, Zsebők S, Siemers BM (2010) Great tits search for, capture, kill and eat hibernating bats. *Biology Letters* 6: 59–62.
- Falvo CA, Koons DN, Aubry LM (2019) Seasonal climate effects on the survival of a hibernating mammal. *Ecology and Evolution* 9: 3756–3769.
- Fietz J, Langer F, Schlund W (2020) They like it cold, but only in winter: climate-mediated effects on a hibernator. *Functional Ecology* 34: 2098–2109.
- Frey JK (2015) Variation in phenology of hibernation and reproduction in the endangered New Mexico meadow jumping mouse (*Zapus hudsonius luteus*). *PeerJ* 3: e1138.
- Frick WF, Reynolds DS, Kunz TH (2010) Influence of climate and reproductive timing on demography of little brown myotis *Myotis lucifugus*. *Journal of Animal Ecology* 79: 128–136.
- Gardner JL, Peters A, Kearney MR, Joseph L, Heinsohn R (2011) Declining body size: a third universal response to warming? *Trends in Ecology & Evolution* 26: 285–291.
- Geiser F (2013) Hibernation. *Current Biology* 23: R188–R193.
- Geiser F, Ruf T (1995) Hibernation versus daily torpor in mammals and birds: physiological variables and classification of torpor patterns. *Physiological Zoology* 68: 935–966.
- Geiser F, Turbill C (2009) Hibernation and daily torpor minimize mammalian extinctions. *Naturwissenschaften* 96: 1235–1240.
- Grindal SD, Collard TS, Brigham RM, Barclay RMR (1992) The influence of precipitation on reproduction by *Myotis* bats in British Columbia. *The American Midland Naturalist* 128: 339–344.
- Gür H (2010) Why do Anatolian ground squirrels exhibit a Bergmannian size pattern? A phylogenetic comparative analysis of geographic variation in body size. *Biological Journal of the Linnean Society* 100: 695–710.
- Hayman DTS, Cryan PM, Fricker PD, Dannemiller NG (2017) Long-term video surveillance and automated analyses reveal arousal patterns in groups of hibernating bats. *Methods in Ecology and Evolution* 8: 1813–1821.
- Hoelzl F, Cornils JS, Smith S, Moodley Y, Ruf T (2016) Telomere dynamics in free-living edible dormice (*Glis glis*): the impact of hibernation and food supply. *Journal of Experimental Biology* 219: 2469–2474.
- Hope PR, Jones G (2013) An entrained circadian cycle of peak activity in a population of hibernating bats. *Journal of Mammalogy* 94: 497–505.
- Humphries MM, Thomas DW, Kramer DL (2003) The role of energy availability in mammalian hibernation: a

- cost-benefit approach. *Physiological and Biochemical Zoology* 76: 165–179.
- Ignaczak M, Postawa T, Lesiński G, Gottfried I (2019) The role of autumnal swarming behaviour and ambient air temperature in the variation of body mass in temperate bat species. *Hystrix* 30: 65–73.
- Inouye DW, Barr B, Armitage KB, Inouye BD (2000) Climate change is affecting altitudinal migrants and hibernating species. *Proceedings of the National Academy of Sciences of the United States of America* 97: 1630–1633.
- IPBES (2019) *Global Assessment Report on Biodiversity and Ecosystem Services of the Intergovernmental Science-Policy Platform on Biodiversity and Ecosystem Services*. IPBES Secretariat, Bonn, Germany.
- Jönsson KI (1997) Capital and income breeding as alternative tactics of resource use in reproduction. *Oikos* 78: 57–66.
- Kappeler PM (2019) A framework for studying social complexity. *Behavioral Ecology and Sociobiology* 73: 13.
- Körtner G, Geiser F (2000) The temporal organization of daily torpor and hibernation: circadian and circannual rhythms. *Chronobiology International* 17: 103–128.
- Lane JE, Kruuk LEB, Charmantier A, Murie JO, Coltman DW, Buoro M, Raveh S, Dobson FS (2011) A quantitative genetic analysis of hibernation emergence date in a wild population of Columbian ground squirrels. *Journal of Evolutionary Biology* 24: 1949–1959.
- Lane JE, Kruuk LEB, Charmantier A, Murie JO, Dobson FS (2012) Delayed phenology and reduced fitness associated with climate change in a wild hibernator. *Nature* 489: 554–557.
- Liberati A, Altman DG, Tetzlaff J, Mulrow C, Gøtzsche PC, Ioannidis JPA, Clarke M, Devereaux PJ, Kleijnen J, Moher D (2009) The PRISMA statement for reporting systematic reviews and meta-analyses of studies that evaluate health care interventions: explanation and elaboration. *PLoS Medicine* 6: e1000100.
- Linton DM, Macdonald DW (2020) Phenology of reproductive condition varies with age and spring weather conditions in male *Myotis daubentonii* and *M. nattereri* (Chiroptera: Vespertilionidae). *Scientific Reports* 10: 6664.
- Maldonado-Chaparro AA, Martin JGA, Armitage KB, Oli MK, Blumstein DT (2015) Environmentally induced phenotypic variation in wild yellow-bellied marmots. *Journal of Mammalogy* 96: 269–278.
- Maldonado-Chaparro AA, Read DW, Blumstein DT (2017) Can individual variation in phenotypic plasticity enhance population viability? *Ecological Modelling* 352: 19–30.
- Meyer GA, Senulis JA, Reinartz JA (2016) Effects of temperature and availability of insect prey on bat emergence from hibernation in spring. *Journal of Mammalogy* 97: 1623–1633.
- Michener GR (1983) Spring emergence schedules and vernal behavior of Richardson's ground squirrels: why do males emerge from hibernation before females? *Behavioral Ecology and Sociobiology* 14: 29–38.
- Monclús R, Pang B, Blumstein DT (2014) Yellow-bellied marmots do not compensate for a late start: the role of maternal allocation in shaping life-history trajectories. *Evolutionary Ecology* 28: 721–733.
- Murie JO, Boag DA (1984) The relationship of body weight to overwinter survival in Columbian ground squirrels. *Journal of Mammalogy* 65: 688–690.
- Neuhaus P (2000) Timing of hibernation and molt in female Columbian ground squirrels. *Journal of Mammalogy* 81: 571–577.
- Nicol S, Andersen NA (2002) The timing of hibernation in Tasmanian echidnas: why do they do it when they do? *Comparative Biochemistry and Physiology Part B: Biochemistry and Molecular Biology* 131: 603–611.
- Norquay KJO, Willis CKR (2014) Hibernation phenology of *Myotis lucifugus*. *Journal of Zoology* 294: 85–92.
- Nowack J, Tarmann I, Hoelzl F, Smith S, Giroud S, Ruf T (2019) Always a price to pay: hibernation at low temperatures comes with a trade-off between energy savings and telomere damage. *Biology Letters* 15: 20190466.
- Ozgul A, Childs DZ, Oli MK, Armitage KB, Blumstein DT, Olson LE, Tuljapurkar S, Coulson T (2010) Coupled dynamics of body mass and population growth in response to environmental change. *Nature* 466: 482–485.
- Paniw M, James TD, Archer CR, Römer G, Levin S, Compagnoni A et al. (2021) The myriad of complex demographic responses of terrestrial mammals to climate change and gaps of knowledge: a global analysis. *Journal of Animal Ecology* 90: 1398–1407.
- Patil VP, Morrison SF, Karels TJ, Hik DS (2013) Winter weather versus group thermoregulation: what determines survival in hibernating mammals? *Oecologia* 173: 139–149.
- Pilastro A, Gomiero T, Marin G (1994) Factor affecting body mass of young fat dormice (*Glis glis*) at weaning and by hibernation. *Journal of Zoology* 234: 13–23.
- Prendergast BJ, Freeman DA, Zucker I, Nelson RJ (2002) Periodic arousal from hibernation is necessary for initiation of immune responses in ground squirrels. *American Journal of Physiology. Regulatory, Integrative and Comparative Physiology* 282: R1054–R1062.
- Ransome RD (1990) *The Natural History of Hibernating Bats*. Christopher Helm, Kent, UK.
- Rasmussen SL, Berg TB, Dabelsteen T, Jones OR (2019) The ecology of suburban juvenile European hedgehogs (*Erinaceus europaeus*) in Denmark. *Ecology and Evolution* 9: 13174–13187.
- Rézouki C, Tafani M, Cohas A, Loison A, Gaillard J-M, Allainé D, Bonenfant C (2016) Socially mediated effects

- of climate change decrease survival of hibernating Alpine marmots. *Journal of Animal Ecology* 85: 761–773.
- Rieger JF (1996) Body size, litter size, timing of reproduction, and juvenile survival in the Uinta ground squirrel, *Spermophilus armatus*. *Oecologia* 107: 463–468.
- Rode KD, Amstrup SC, Regehr EV (2010) Reduced body size and cub recruitment in polar bears associated with sea ice decline. *Ecological Applications* 20: 768–782.
- Root T, Price J, Hall K, Schneider S (2003) Fingerprints of global warming on wild animals and plants. *Nature* 421: 57–60.
- Rosenblatt AE, Schmitz OJ (2016) Climate change, nutrition, and bottom-up and top-down food web processes. *Trends in Ecology & Evolution* 31: 965–975.
- Rubach K, Wu M, Abebe A, Dobson FS, Murie JO, Viblanc VA (2016) Testing the reproductive and somatic trade-off in female Columbian ground squirrels. *Ecology and Evolution* 6: 7586–7595.
- Ruf T, Bieber C (2020) Physiological, behavioral, and life-history adaptations to environmental fluctuations in the edible dormouse. *Frontiers in Physiology* 11: 423.
- Ruf T, Bieber C (2023) Why Hibernate? Predator avoidance in the edible dormouse. *Mammal Research* 68: 1–11.
- Ruf T, Geiser F (2015) Daily torpor and hibernation in birds and mammals. *Biological Reviews* 90: 891–926.
- Sæther B-E, Coulson T, Grøtan V, Engen S, Altwegg R, Armitage KB et al. (2013) How life history influences population dynamics in fluctuating environments. *The American Naturalist* 182: 743–759.
- Sandell M (1990) The evolution of seasonal delayed implantation. *The Quarterly Review of Biology* 65: 23–42.
- Schorr RA, Siemers JL (2021) Population dynamics of little brown bats (*Myotis lucifugus*) at summer roosts: apparent survival, fidelity, abundance, and the influence of winter conditions. *Ecology and Evolution* 11: 7427–7438.
- Schwartz OA, Armitage KB (2005) Weather influences on demography of the yellow-bellied marmot (*Marmota flaviventris*). *Journal of Zoology* 265: 73–79.
- Sheridan JA, Bickford D (2011) Shrinking body size as an ecological response to climate change. *Nature Climate Change* 1: 401–406.
- Sheriff MJ, Kenagy GJ, Richter M, Lee T, Toien O, Kohl F, Buck CL, Barnes BM (2011) Phenological variation in annual timing of hibernation and breeding in nearby populations of Arctic ground squirrels. *Proceedings of the Royal Society B: Biological Sciences* 278: 2369–2375.
- Sheriff MJ, Richter MM, Buck CL, Barnes BM (2013) Changing seasonality and phenological responses of free-living male arctic ground squirrels: the importance of sex. *Philosophical Transactions of the Royal Society, B: Biological Sciences* 368: 20120480.
- Sheriff MJ, Buck CL, Barnes BM (2015) Autumn conditions as a driver of spring phenology in a free-living arctic mammal. *Climate Change Responses* 2: 4.
- Sheriff MJ, Boonstra R, Palme R, Buck CL, Barnes BM (2017) Coping with differences in snow cover: the impact on the condition, physiology and fitness of an arctic hibernator. *Conservation Physiology* 5: 1–12.
- Siutz C, Valent M, Ammann V, Niebauer A, Millesi E (2018) Sex-specific effects of food supplementation on hibernation performance and reproductive timing in free-ranging common hamsters. *Scientific Reports* 8: 13082.
- Speakman JR, Webb PI, Racey PA (1991) Effects of disturbance on the energy expenditure of hibernating bats. *Journal of Applied Ecology* 28: 1087–1104.
- Stearns SC (1976) Life-history tactics: a review of the ideas. *The Quarterly Review of Biology* 51: 3–47.
- Stearns SC (1989) Trade-offs in life-history evolution. *Functional Ecology* 3: 259–268.
- Stumpf S, Bieber C, Blanc S, Ruf T, Giroud S (2017) Differences in growth rates and pre-hibernation body mass gain between early and late-born juvenile garden dormice. *Journal of Comparative Physiology B* 187: 253–263.
- Tafari M, Cohas A, Bonenfant C, Gaillard J-M, Allainé D (2013) Decreasing litter size of marmots over time: a life history response to climate change? *Ecology* 94: 580–586.
- Tissier ML, Handrich Y, Robin J-P, Weitten M, Pevet P, Kourkgy C, Hald C (2016) How maize monoculture and increasing winter rainfall have brought the hibernating European hamster to the verge of extinction. *Scientific Reports* 6: 25531.
- Trachsel L, Edgar DM, Heller HC (1991) Are ground squirrels sleep deprived during hibernation? *The American Journal of Physiology* 260: R1123–R1129.
- Trivers RL (1972) Parental investment and sexual selection. In: Campbell B (ed) *Sexual Selection and the Descent of Man 1871–1971*, 378. University of California Los Angeles Aldine Publishing Company, Chicago, Illinois, USA.
- Turbill C, Prior S (2016) Thermal climate-linked variation in annual survival rate of hibernating rodents: shorter winter dormancy and lower survival in warmer climates. *Functional Ecology* 30: 1366–1372.
- Turbill C, Bieber C, Ruf T (2011) Hibernation is associated with increased survival and the evolution of slow life histories among mammals. *Proceedings of the Royal Society B: Biological Sciences* 278: 3355–3363.
- Walther G-R, Post E, Convey P, Menzel A, Parmesan C, Beebee TJC, Fromentin J-M, Hoegh-Guldberg O, Bairlein F (2002) Ecological responses to recent climate change. *Nature* 416: 389–395.
- Williams GC (1966) Natural selection, the costs of reproduction, and a refinement of lack's principle. *American Naturalist* 100: 687–690.
- Williams CT, Sheriff MJ, Schmutz JA, Kohl F, Toien Ø, Buck CL, Barnes BM (2011) Data logging of body

temperatures provides precise information on phenology of reproductive events in a free-living arctic hibernator.

*Journal of Comparative Physiology B* 181: 1101–1109.

Williams CT, Sheriff MJ, Kohl F, Barnes BM, Buck CL (2012) Interrelationships among timing of hibernation, reproduction, and warming soil in free-living female arctic ground squirrels. In: Ruf T, Bieber C, Arnold W, Millesi E (eds) *Living in a Seasonal World*, 63–72. Springer, Berlin, Heidelberg, Germany.

Williams CT, Buck CL, Sheriff MJ, Richter MM, Krause JS, Barnes BM (2017) Sex-dependent phenological plasticity in an arctic hibernator. *The American Naturalist* 190: 854–859.

Willis CKR (2017) Trade-offs influencing the physiological ecology of hibernation in temperate-zone bats. *Integrative and Comparative Biology* 57: 1214–1224.

## SUPPORTING INFORMATION

Additional supporting information may be found in the online version of this article at the publisher's website.

**Appendix S1.** Associations between climatic variables and life-history traits in mammalian hibernators returned by a systematic review. Line thickness is proportional to the number of studies on a particular climatic variable and life-history trait combination, and lines are labelled with the number of papers found for each variable. Monthly and annual values represent the mean value of the variable for this time period. 'Proxy of environmental quality' represents a latent variable used to capture a number of climatic and environmental variables by Paniw et al. (2020).