

## Review Article

# Hospital re-admission after critical care survival: a systematic review and meta-analysis

**J. McPeake**<sup>1,2</sup>, **M. Bateson**<sup>3</sup>, **F. Christie**<sup>4</sup>, **C. Robinson**<sup>5</sup>, **P. Cannon**<sup>6</sup>, **M. Mikkelsen**<sup>7</sup>,  
**T. J. Iwashyna**<sup>8,9</sup>, **A. H. Leyland**<sup>10</sup>, **M. Shaw**<sup>1,11</sup> and **T. Quasim**<sup>1,2</sup>

1 Nurse Consultant, Intensive Care Unit, Glasgow Royal Infirmary, NHS Greater Glasgow and Clyde, UK

2 School of Medicine, Dentistry and Nursing, University of Glasgow, Glasgow, UK

3 Healthcare Improvement Scotland, Glasgow, UK

4 Specialist Trainee Anaesthetics/ICU, NHS Greater Glasgow and Clyde, Glasgow, UK

5 Staff Nurse, Belfast Health and Social Care Trust, Belfast, UK

6 College Librarian, University of Glasgow Library, Glasgow, UK

7 Associate Professor of Medicine, Center for Clinical Epidemiology and Biostatistics and Division of Pulmonary, Allergy, and Critical Care Medicine, Perelman School of Medicine, University of Pennsylvania, Philadelphia, PA, USA

8 Professor, Centre for Clinical Management Research, VA Ann Arbor Health System, Ann Arbor, MI, USA

9 Department of Internal Medicine, Division of Pulmonary and Critical Care, University of Michigan, Ann Arbor, MI, USA

10 Associate Director, MRC/CSO Social and Public Health Sciences Unit, University of Glasgow, Glasgow, UK

11 Principle Clinical Physicist, Clinical Physics, NHS Greater Glasgow and Clyde, Glasgow, UK

## Summary

Survivors of critical illness frequently require increased healthcare resources after hospital discharge. We undertook a systematic review and meta-analysis to assess hospital re-admission rates following critical care admission and to explore potential re-admission risk factors. We searched the MEDLINE, Embase and CINAHL databases on 05 March 2020. Our search strategy incorporated controlled vocabulary and text words for hospital re-admission and critical illness, limited to the English language. Two reviewers independently applied eligibility criteria and assessed quality using the Newcastle Ottawa Score checklist and extracted data. The primary outcome was acute hospital re-admission in the year after critical care discharge. Of the 8851 studies screened, 87 met inclusion criteria and 41 were used within the meta-analysis. The analysis incorporated data from 3,897,597 patients and 741,664 re-admission episodes. Pooled estimates for hospital re-admission after critical illness were 16.9% (95%CI: 13.3–21.2%) at 30 days; 31.0% (95%CI: 24.3–38.6%) at 90 days; 29.6% (95% CI: 24.5–35.2%) at six months; and 53.3% (95%CI: 44.4–62.0%) at 12 months. Significant heterogeneity was observed across included studies. Three risk factors were associated with excess acute care rehospitalisation one year after discharge: the presence of comorbidities; events during initial hospitalisation (e.g. the presence of delirium and duration of mechanical ventilation); and subsequent infection after hospital discharge. Hospital re-admission is common in survivors of critical illness. Careful attention to the management of pre-existing comorbidities during transitions of care may help reduce healthcare utilisation after critical care discharge. Future research should determine if targeted interventions for at-risk critical care survivors can reduce the risk of subsequent rehospitalisation.

Correspondence to: J. McPeake

Email: joanne.mcpeake@glasgow.ac.uk

Accepted: 15 November 2021

Keywords: critical care; healthcare utilisation; prolonged critical illness; re-admission

[Correction added on 3 February 2022, after first online publication: The text corrections on pages 1, 2, 3, 5 and 11 have been updated in this version.]

This article is accompanied by an editorial by Plummer and Lone, *Anaesthesia*, 2022; **77**: 380–3.

Twitter: @jomcpeake22; @meghanbateson; @pcann\_LIS; @iwashyna; @taraquasim

## Introduction

Surviving critical illness challenges patients and their primary caregivers in the months after hospital discharge [1, 2]. These include physical, social, emotional and cognitive problems [3–6]. Critical care survivors frequently require access to outpatient and acute inpatient hospital resources after discharge [7, 8]. Hospital re-admission may cause distress for individual patients and their caregivers; and increase strain on the healthcare system [9, 10]. For patients who survive critical care, it is not currently clear what proportion of hospital re-admissions are potentially preventable nor the proportion that indicate terminal decline, as observed in other sub-groups of the population (e.g. older adults)[11].

A greater understanding of the use of healthcare resources across the clinical recovery continuum, as well as delineation of potential modifiable risk factors, may help support the individual patient as well as the healthcare system. There is therefore a need to synthesise the current evidence base, to inform future interventional work in the field.

We conducted a systematic review and meta-analysis to understand the frequency of hospital re-admission after critical care survival. A secondary objective was to evaluate risk factors associated with re-admission. We hypothesised there would be a high hospital re-admission rate in the months following discharge and that prior health status would play an important contributory role to the use of healthcare resources.

## Methods

No ethical approvals were sought for this secondary analysis of previously published data. This systematic review was prospectively registered and conducted and reported according to the preferred reporting items for systematic reviews and meta-analyses (PRISMA) guidelines [12]. The search strategy was formulated according to the CoCoPop (condition, context and population) mnemonic that is recommended for systematic reviews designed to address prevalence and incidence data (Table 1)[13].

We included randomised controlled trials and cohort or case-control studies. Only studies in which > 50% of the study population had been admitted to a critical care environment were included. Narrative reviews, editorials, case reports, duplicate publications, qualitative studies and conference abstracts were excluded. We also excluded studies that were limited to children or neonates and those

that reported re-admission to a critical care environment during the same hospital encounter. In addition, we excluded specialist ICU populations (e.g. cardiothoracic and neurosurgical) from inclusion in the meta-analysis as the focus was the general critical care population only. Data on the type of critical care population, including re-admission rates and risk factors for hospital re-admission, are detailed in online Supporting Information Table S1.

Our PROSPERO and Cochrane Library search confirmed that no systematic reviews of hospital re-admission after critical illness survival had previously been conducted, nor were in progress. We electronically searched MEDLINE and In-Process and Other Non-Indexed Citations 1946–4 March 2020 and Embase 1947–present, updated daily, both via OvidSP, and CINAHL 1981–to date via EBSCOhost. As per Cochrane recommendations, no date limit was imposed on the search [14]. Each database was searched individually on 05 March 2020 and not restricted by publication date. We limited our search to human studies and studies published in English. The search strategy, led by an experienced librarian (PC) and reviewed by JM, utilised appropriate subject headings and text words relating to hospital re-admission, critical illness and survival (see online Supporting Information Appendix S1). We did not update the search before analysis as we decided not to include COVID-19 critical care patients due to the uncertainty about clinical course in this patient cohort.

We included studies that met the following criteria: adults (aged >18 yrs); inclusion of hospital re-admission data; and studies where more than 50% of the population being studied had been admitted to a critical care environment. Each study was independently reviewed for eligibility by two clinicians, first by title and abstract review followed by full-text review. Eligibility disagreements were resolved by a third reviewer. We used the Covidence software package (v2619) to undertake the study selection phase and data extraction. When two or more studies reported data from the same patient cohort, the most relevant article was chosen. Of note, a small number of publications included patients from the same cohort but the studies reported hospital re-admissions at different time-points. If a study cohort reported on the same cohort of patients but included different longitudinal re-admission data, both studies were analysed.

Re-admission rate, within the context of this review, was defined as the number of patients re-admitted to hospital

**Table 1** Condition, context and population (CoCoPop) summary of the approach to screening and review.

CoCoPop framework used in the screening and review process		
Component	Inclusions	Exclusions
Condition	Re-admission to acute care following discharge from hospital	Re-admission to critical care within the same hospital period Primary care interactions
Context	All countries and types of acute hospital (district general teaching, tertiary referral) Any time period	Non-acute care setting healthcare interactions
Population	Patients admitted to an ICU or critical care environment	Studies in which less of than 50% of patients included had been exposed to a critical care/ ICU environment Neonates/children

after initial discharge at least once during the study follow-up period. We included the number of patients either alive at the time-point of measurement or, when this was not available, the number of patients discharged alive from hospital. The following information was extracted from each included article: author; year of publication; country (region); study design; specialist sub-group information; number of sites included (multicentre vs. single-centre); patient characteristics (age and sex); re-admission rate; number of patients included in the analysis; time-point of measurement; and risk factors for re-admission (including patient and hospitalisation characteristics).

Cohort study quality was assessed using the Newcastle Ottawa Score checklist [12]. This consists of three main domains to assess the quality and risk of bias. These are as follows: patient selection (cohort data source, representativeness and ascertainment of exposure to the outcome of interest); comparability of cohort; and outcome assessment (including adequate follow-up time, acquisition of outcome and adequacy of follow-up). We assessed for the risk of bias in the randomised controlled trials in this analysis using the Cochrane risk of bias methodology [14]. Data on risk of bias and overall quality assessment are presented in online Supporting Information Table S2.

Reviewer agreement was assessed with the  $\kappa$  statistic and was interpreted according to Landis and Koch guidelines [15]. Data from eligible studies were pooled for the primary outcomes (hospital re-admission). Pooling was undertaken at the four most frequently reported time frames in the literature: 30 days; 90 days; 6 months; and 12 months. Other data were not included in the meta-analysis due to limited data available at these time-points.

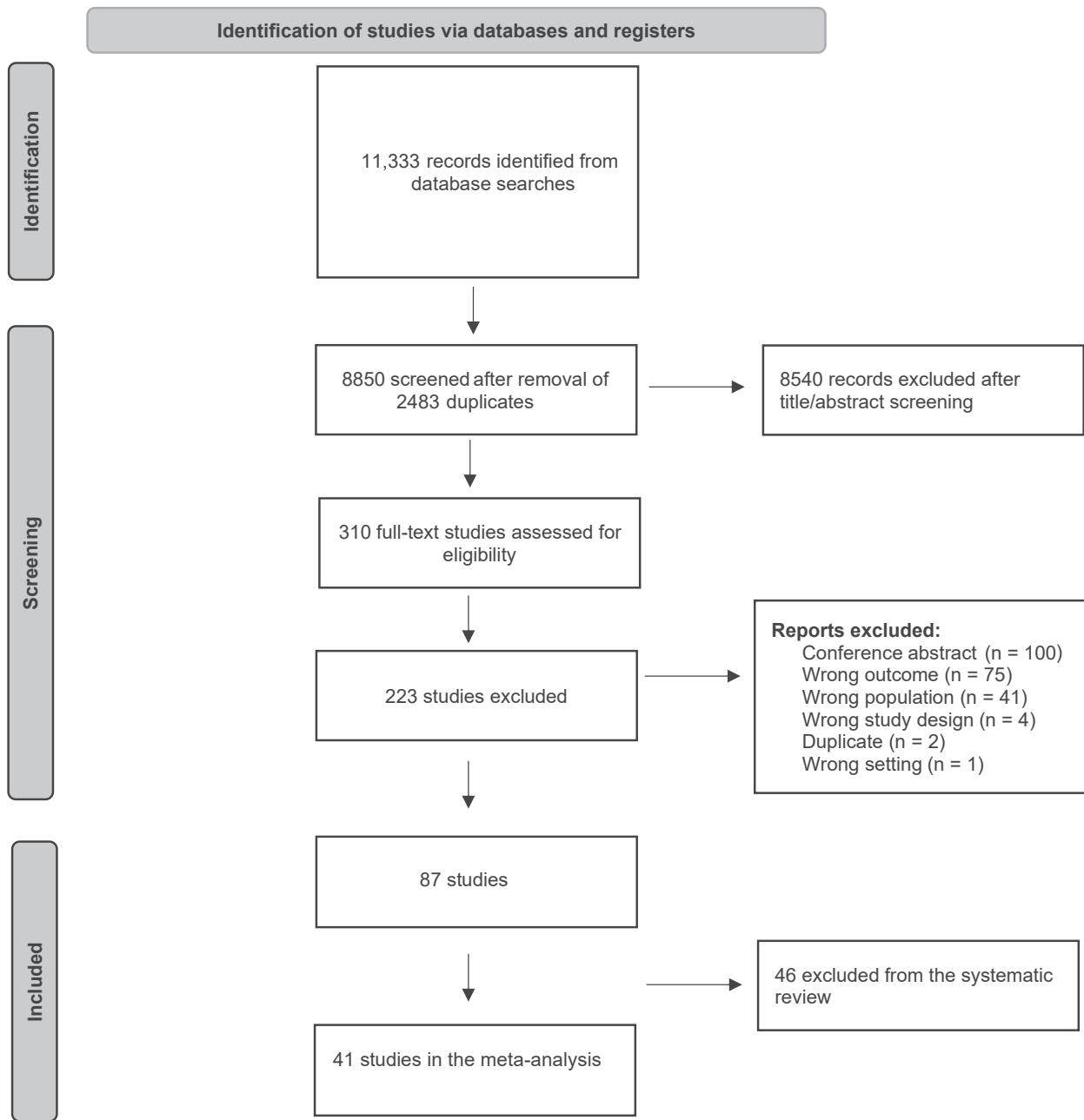
We also included a sub-group analysis of studies that examined hospital re-admission in patients who had prolonged exposure to critical care, defined as patients ventilated for, or with a critical care stay, of >7 days. One study also included the definition: 'ventilation for 4 days

with a tracheostomy in place, or ventilation for 21 days without a tracheostomy. After reviewer discussion, this was included in the prolonged exposure cohort. We limited inclusion to this component of meta-analysis to re-admission rates at 12 months after hospital discharge.

Random-effect meta-analysis with Clopper Pearson 95% CIs and 95% prediction intervals (PI) was used to obtain an estimate of the effect size for the primary outcome measure (hospital re-admission). Data were pooled across the entire population and reported from each study. Patients who died in hospital after critical care admission were not included within re-admission rate calculations. Random-effects meta-regression log odds were used to estimate pooled proportions of hospital re-admission, including time to re-admission (30 days, 90 days, 6 and 12 months); location of study (Europe, Asia, South America, Canada and USA); type of critical care admission (surgical, medical or mixed); and study type (multicentre or single-centre). The  $I^2$  statistic was used to assess study heterogeneity. The  $I^2$  represents the percentage of total variance across studies that was attributable to heterogeneity rather than change. Heterogeneity was defined as  $I^2 > 50\%$ . Analysis was performed using R (V4.10) and data visualisation was undertaken using the R Package ggplot2. All data produced for this analysis are provided in online Supporting Information Table S1. The full R code is included in online Supporting Information Appendix S2.

## Results

Our search strategy identified 9524 records. After duplicates were removed, 8851 were screened for inclusion. Of these, 8540 were excluded based on the title or abstract. Therefore, 87 studies met the eligibility criteria and were included in this analysis (Fig. 1) [16–102]. The  $\kappa$  value for agreement on full text was excellent (0.90,  $p < 0.01$ ). We excluded specialist ICU populations (e.g. cardiothoracic and neurosurgical) from inclusion in the



**Figure 1** Flow diagram describing included/excluded studies across the review process. [Correction added on 3 February 2022, after first online publication: The figure 1 has been updated in this version.]

meta-analysis as the focus was the general critical care population only. Therefore, 41 studies were included in the meta-analysis.

**Summary of studies included**

Studies varied widely in their size, methodology, length of follow-up and characteristics. Over half of the studies (n = 49, 56.3%) were from the USA, 13 (14.9%) were

conducted in Canada, 18 (20.7%) in Europe, 5 (5.7%) in Asia, 1 (1.2%) in South America and 1 in Australia (1.2%). Of the 87 studies reported, the majority were observational cohort studies (n = 80, 92%), with four (4.6%) randomised controlled trials and three (3.4%) case-control studies. The most frequently used time-point for measuring hospital re-admission was 30 days. Twenty-one (23.9%) reported outcomes beyond 12 months. Thirty-nine (44.8%) studies

**Table 2** Characteristics of studies included in the full review. Values are number (proportion). [Correction added on 3 February 2022, after first online publication: Table 2 has been updated in this version.]

Study characteristic	n = 87
Geographical region	
USA	49 (56.3%)
Canada	13 (14.9%)
Europe	18 (20.7%)
Asia	5 (5.7%)
South America	1 (1.2%)
Australia/New Zealand	1 (1.2%)
Study type	
Cohort	80 (92%)
Randomised controlled trial	4 (4.6%)
Case-control	3 (3.4%)
Study scope	
Multicentre	48 (55.2%)
Single-centre	39 (44.8%)
Study population focus	
General ICU (including surgical ICU)	39 (44.8%)
Acute respiratory distress syndrome	7 (8.1%)
Sepsis/other specific infection	9 (10.3%)
Long-term stay/ventilation (> 7 days)	10 (11.5%)
Elderly patients	4 (4.6%)
Cardiac ICU	8 (9.2%)
Neurological ICU	2 (2.3%)
Other	8 (9.2%)
Time-points measured <sup>a</sup>	
< 30 days	1 (1.2%)
30 days	27 (31%)
60 days	3 (3.5%)
90 days	11 (12.6%)
6 months	8 (9.2%)
12 months	25 (28.7%)
> 12 months	21 (24.1%)
Other	1 (1.2%)

<sup>a</sup>Studies could measure re-admissions at multiple time-points.

included were single-centre and the remaining 48 (55.2%) were multicentre in nature (Table 2). The full characteristics and outcomes of studies included are presented in the online Supporting Information (Table S1). A summary of the main features of the included studies is presented in Table 2.

### Risk of bias

The quality assessment for the included studies is shown in the online Supporting Information (Table S2). The overall quality of the studies was variable. The median

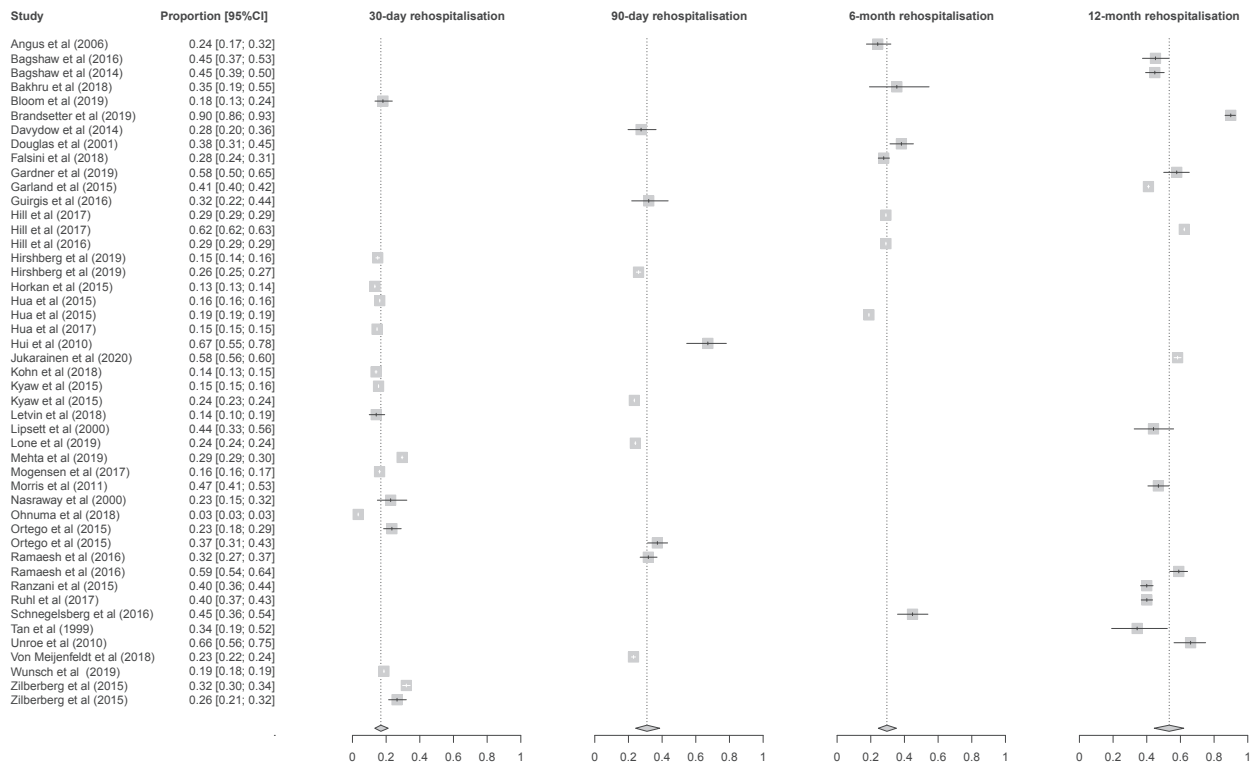
(IQR) Newcastle Ottawa score was 6 (5–7) for the observational/case-control studies included. Of the four randomised controlled trials included, all were deemed to have a high risk of bias in at least four study design domains. Small-study bias was visually inspected via random-effects funnel plots analysed by time frame of admission (see online Supporting Information, Figure S1). These plots suggested that there was heterogeneity of the reported pooled proportions from studies included in the meta-analysis.

### Meta-analysis: hospital re-admission following critical illness

For the meta-analysis, only hospital re-admissions up to 12 months post-discharge were included, as these were the most frequently reported outcomes. We did not include studies that reported ICU re-admission in isolation or ICU re-admission within the same hospital encounter.

Therefore, 41 studies were included in the meta-analysis [17, 19–21, 23, 24, 30, 32, 33, 35, 36, 39, 42–47, 49, 51, 55, 56, 61, 63, 65, 71, 72, 74, 75, 77, 78, 81, 82, 84, 88, 91, 92, 95, 99, 101, 102] (Fig. 2). These represented 3,897,597 patients and 741,664 re-admission episodes. Sixteen studies reported outcomes at 30 days, nine at 90 days, eight at 6 months and 14 at 12 months (Fig. 2). Six studies reported re-admission rates at multiple time-points. Pooled estimates for hospital re-admission after critical illness were 16.9% (95%CI: 13.3–21.2%, 95% PI: 5.4–41.8%) at 30 days; 31% (95%CI: 24.3–38.6%, 95% PI: 11.6–60.7%) at 90 days; 29.6% (95%CI: 24.5–35.2%, 95% PI: 14.7–50.7%) at 6 months; and 53.3% (95%CI: 44.4–62.0%, 95% PI: 20.3–83.7%) at 12 months. There was evidence of significant heterogeneity across the studies: at 30 days  $I^2 = 100\%$  ( $p < 0.001$ ,  $\tau^2 0.3$ ); at 90 days  $I^2 = 93\%$  ( $p < 0.001$ ,  $\tau^2 0.2$ ); at 6 months  $I^2 = 100\%$  ( $p < 0.001$ ,  $\tau^2 0.1$ ); and 12 months  $I^2 = 100\%$  ( $p < 0.001$ ,  $\tau^2 0.4$ ) (Fig. 2).

We conducted sensitivity analyses comprising a random-effects meta-regression examining the following variables: time to re-admission (30 days, 90 days, 6 and 12 months); location of study (Europe, Asia, South America, Canada and USA); type of critical care admission (surgical, medical or mixed); and study type (multicentre or single-centre). The meta-regression yielded no difference in the heterogeneity reported ( $I^2 = 99.9\%$ ,  $p < 0.001$ ,  $\tau^2 = 0.2$ ) (online Supporting Information, Figure S2). We undertook a further sensitivity analysis for those studies deemed to be at very high risk of bias (Newcastle Ottawa Score  $\leq 3$  or those deemed to be at high risk of bias using the Cochrane Risk of bias methodology). Again, this



**Figure 2** Rate and timing of rehospitalisation. Random-effect meta-analysis of proportions by rehospitalisation interval reported.

yielded no difference in the synthesised results (online Supporting Information, Figure S3).


**Risk factors for hospital re-admission**

Utilising study data included in the pooled meta-analysis, 28 studies reported risk factors for re-admission. Adverse events during the initial hospitalisation were also cited as risk factor for re-admission in 12 (42.9%) of these studies. Risk factors included: comorbid conditions; hospital length of stay; sepsis; delirium; acute kidney injury; and duration of mechanical ventilation during the index hospitalisation. The number of comorbidities (including complex multimorbidity) was cited as a risk factor for re-admission in six (21.4%) studies. Two (7.1%) studies identified frailty as a risk factor for hospital re-admission. Sepsis during the initial admission or re-infection following discharge was deemed a risk factor for re-admission in seven (25%) studies. Details on the individual risk factors identified across all studies included are in the online Supporting Information Table S1.

**Prolonged critical care exposure**

Eight studies explicitly reported the outcomes of prolonged stay or long-term mechanical ventilation patients, defined as patients ventilated for, or with, a critical care stay of > 7 days. In

this prolonged critical care exposure cohort, the pooled estimate of hospital re-admission was 51.0% at 12 months (95%CI: 0.42–0.59%, 95% PI: 18.6–82.0%) (Fig. 3). There was evidence of heterogeneity across the studies ( $I^2 = 79%$ ,  $p < 0.01$ ,  $\tau^2 = 0.3$ ). Risk factors for re-admission in the prolonged stay cohort were explored in five studies [42, 49, 75, 92, 100]. One study reported that prolonged ventilation was a risk factor for re-admission at 6 and 12 months post-discharge [42], while another reported that those patients with shorter critical care stays were at a higher risk of re-admission at 30 days post-discharge [75]. Three studies reported that either infection or sepsis was the most common reason for re-admission in this sub-group [49, 92, 100].



**Figure 3** Rate and timing of rehospitalisation in long-term stay patients. Random-effects meta-analysis of proportions by rehospitalisation interval reported.

## Discussion

This review has shown that acute rehospitalisation following critical care is common, with up to half of critical care survivors experiencing acute hospital re-admission in the year following discharge. Our analysis demonstrated that this population of critical care survivors experience high levels of ongoing needs after their initial illness episode. More work is required to understand how best to support these patients in the post-hospital discharge phase.

We identified that multimorbidity before critical illness and baseline frailty were risk factors for hospital re-admission. This is consistent with previous qualitative research highlighting the relationship between complex health and psychosocial needs and hospital re-admission, especially in the context of multimorbidity and polypharmacy [9]. There are a number of potential clinical interventions that could improve transitions of care for this vulnerable group and potentially reduce future interactions with acute healthcare. Research has shown that more than half of ICU survivors suffer disruption in their medication regime in the months following discharge [103]. Clinicians should ensure that robust processes are implemented across the recovery journey in relation to medication management [104]. Management of psychosocial, psychological and functional needs for patients, via targeted rehabilitation may also reduce the number of unscheduled healthcare interactions that survivors face. By ensuring that the social environment to which the patients return is supportive and accommodates rehabilitation, there may be less need for hospital re-admission [105]. Finally, there is very little evidence available to clinicians about how critical illness may alter the severity or course of long-term conditions such as heart disease and chronic obstructive pulmonary disease. Future research should seek to address this gap, by examining the progression of disease and how best this can be managed.

We also identified that sepsis during the initial hospitalisation or subsequent re-infection after discharge was a risk factor for re-admission in 25% of pooled studies. At present, there is limited research that examines longitudinal biological phenotyping across the recovery trajectory for critical care survivors [106]. Thus, it is difficult to establish whether critical care survivors have an ongoing inflammatory process following discharge, driving re-admission, or whether patients develop new infection. Given the inflammatory nature of most critical illnesses, a working hypothesis could be that there is a deregulated immune response following critical illness. This hypothesis may inform our understanding of therapeutic targets for

reducing healthcare utilisation, as well as the global problems experienced by survivors of critical illness. Thoughtful and coherent research is needed in this area to understand any potential biological mechanistic link between this ongoing symptom burden, healthcare utilisation and the complex pathways of inflammation and new or recurrent infection after critical illness.

In this review, we deliberately excluded data from COVID-19 patients as research on their recovery trajectory is still evolving [107]. However, early reports suggest similar rates of re-admission have been observed in COVID-19 survivors. For example, in a multicentre study from the USA of over 2000 patients, 27% of COVID-19 hospital survivors were re-admitted or died within 60 days of discharge, with COVID-19, sepsis, pneumonia and heart failure the most common reasons for re-admission [108]. Moreover, in a national cohort of almost 50,000 COVID-19 survivors in the UK, 29.4% of patients were re-admitted after hospital discharge (mean follow-up period 140 days) [109]. Given the often protracted hospital course of COVID-19 patients, it may be that the length and course of hospitalisation plays a significant role in re-admission risk. More work is required to fully delineate this important concept.

This review has demonstrated that those with prolonged critical care exposure had similar rates of re-admission to acute care at 12 months post-discharge (51% in the prolonged critical illness vs. 53% across all studies). Although in several studies, prolonged mechanical ventilation and duration of initial hospitalisation were identified as risk factors. This contrast may be due to the wide variation in how studies were reported; many studies in this analysis, for example, did not quantify or report risk-factors for re-admission. Moreover, only a small number of studies reported discharge destination. Discharge destinations, for example long-term ventilation centres, may influence where, if and how a patient is re-admitted back into acute care (if needed). There is a pressing need for more detailed work in this area, especially as COVID-19 patients often require prolonged ventilation and can spend extended periods of time in a critical care environment [110]. The recovery trajectory alongside detailed data on re-admission risk will help support interventional work in this field.

Strengths of this review include a broad scope and detailed approach to analysis. There were, however, a number of limitations. First, our definition of prolonged critical illness was ventilated for, or a critical care stay of, >7 days. Prolonged critical illness has a wide definition ranging from 3 to 21 days; as such our inclusion criteria may

not be truly representative of this population [111, 112]. Second, we were unable to generate data from the studies around duration or nature of rehospitalisation, as these were not routinely or systematically reported across the studies. A further limitation is that the event (rehospitalisation) in most studies was identified via routinely collected, linked data. Coding practices in some countries are directly linked to payment; as such, hospital clinical practices in relation to re-admission may be different. Coding of critical illness is also different internationally; in this review, we included patients admitted to a critical care environment, as defined by the authors in each study. Other differences which may have impacted the reported results include the discharge destination in the prolonged critical care cohort. Long-term ventilation centres are found predominantly in the USA and thus the trajectory of this sub-group may differ internationally. Due to these issues, there may be significant heterogeneity in the cohorts included. Finally, the information available on the nature of critical illness was limited across the studies and thus the data extracted did not include, for example, exposure to mechanical ventilation or severity of illness. These important factors may have contributed to the need for subsequent healthcare.

Half of survivors of critical illness are re-admitted to hospital within 12 months of critical care discharge. Patient characteristics such as comorbid status and frailty, initial acute hospitalisation course and nature, alongside illness-specific factors such as sepsis/re-infection were identified as risk factors for re-admission. Future research should seek to understand the illness trajectory of patients following critical illness, with targeted interventions for those with pre-defined re-admission risk factors.

## Acknowledgements

This study was registered with PROSPERO (CRD42020170962). JM is funded by a University of Cambridge THIS Institute Research Fellowship. AL is part of the Social and Public Health Sciences Unit, funded by the Medical Research Council and the Scottish Government Chief Scientist Office. No other competing interests declared.

## References

- McPeake J, Iwashyna TJ, Henderson P, et al. Long term outcomes following critical care hospital admission: a prospective cohort study of UK biobank participants. *Lancet Regional Health – Europe* 2021; **6**: 100121.
- Sevin CM, Boehm LM, Hibbert E, et al. Optimizing critical illness recovery: perspectives and solutions from the caregivers of ICU survivors. *Critical Care Explorations* 2021; **3**: e0420.
- Herridge MS, Cheung AM, Tansey CM, et al. One-year outcomes in survivors of the acute respiratory distress syndrome. *New England Journal of Medicine* 2003; **348**: 683–93.
- Iwashyna TJ, Ely EW, Smith DM, Langa KM. Long-term cognitive impairment and functional disability among survivors of severe sepsis. *Journal of the American Medical Association* 2010; **304**: 1787–94.
- Wade DM, Howell DC, Weinman JA, et al. Investigating risk factors for psychological morbidity three months after intensive care: a prospective cohort study. *Critical Care* 2012; **16**: 16.
- McPeake J, Mikkelsen ME, Quasim T, et al. Return to employment after critical illness and its association with psychosocial outcomes. A systematic review and meta-analysis. *Annals of the American Thoracic Society* 2019; **16**: 1304–11.
- Prescott HC, Langa KM, Liu V, Escobar GJ, Iwashyna TJ. Increased 1-year healthcare use in survivors of severe sepsis. *American Journal of Respiratory and Critical Care Medicine* 2014; **190**: 62–9.
- Shankar-Hari M, Saha R, Wilson J, et al. Rate and risk factors for rehospitalisation in sepsis survivors: systematic review and meta-analysis. *Intensive Care Medicine* 2020; **46**: 619–36.
- Donaghy E, Salisbury L, Lone NI, et al. Unplanned early hospital readmission among critical care survivors: a mixed methods study of patients and carers. *British Medical Journal Quality and Safety* 2018; **27**: 915–27.
- Hauschildt KE, Seigworth C, Kamphuis LA, et al. Financial toxicity after acute respiratory distress syndrome: a national qualitative cohort study. *Critical Care Medicine* 2020; **48**: 1103–10.
- Public Health England. Older people's hospital admissions in the last year of life. 2020. <https://www.gov.uk/government/publications/older-peoples-hospital-admissions-in-the-last-year-of-life/older-peoples-hospital-admissions-in-the-last-year-of-life> (accessed 30/11/2021).
- Page MJ, McKenzie JE, Bossuyt PM, et al. The PRISMA 2020 statement: an updated guideline for reporting systematic reviews. *British Medical Journal* 2021; **372**: n71.
- Munn Z, Moola S, Lisy K, Riitano D, Tufanaru C. Methodological guidance for systematic reviews of observational epidemiological studies reporting prevalence and cumulative incidence data. *Joanna Briggs Institute Evidence Implementation* 2015; **13**: 147–53.
- Higgins JT. *J. Cochrane Handbook for Systematic Reviews of Interventions*. 2021. <https://training.cochrane.org/handbook/current> (accessed 30/11/2021).
- Landis JR, Koch GG. The measurement of observer agreement for categorical data. *Biometrics* 1977; **33**: 159–74.
- Adler D, Pépin J-L, Dupuis-Lozeron E, et al. Comorbidities and subgroups of patients surviving severe acute hypercapnic respiratory failure in the intensive care unit. *American Journal of Respiratory and Critical Care Medicine* 2017; **196**: 200–7.
- Angus DC, Clermont G, Linde-Zwirble WT, et al. Healthcare costs and long-term outcomes after acute respiratory distress syndrome: a phase III trial of inhaled nitric oxide. *Critical Care Medicine* 2006; **34**: 2883–90.
- Arora RC, Manji RA, Singal RK, Hiebert B, Menkis AH. Outcomes of octogenarians discharged from the hospital after prolonged intensive care unit length of stay after cardiac surgery. *Journal of Thoracic and Cardiovascular Surgery* 2017; **154**: 1668–78.e2.
- Bagshaw SM, Majumdar SR, Rolfson DB, Ibrahim Q, McDermid RC, Stelfox HT. A prospective multicenter cohort study of frailty in younger critically ill patients. *Critical Care* 2016; **20**: 175.
- Bagshaw SM, Stelfox HT, McDermid RC, et al. Association between frailty and short- and long-term outcomes among critically ill patients: a multicentre prospective cohort study. *Canadian Medical Association Journal* 2014; **186**: E95–E102.



21. Bakhru RN, Davidson JF, Bookstaver RE, et al. Physical function impairment in survivors of critical illness in an ICU Recovery Clinic. *Journal of Critical Care* 2018; **45**: 163–9.
22. Berkus J, Nolin T, Mårdh C, Karlström G, Walther SM. Characteristics and long-term outcome of acute exacerbations in chronic obstructive pulmonary disease: an analysis of cases in the Swedish Intensive Care Registry during 2002–2006. *Acta Anaesthesiologica Scandinavica* 2008; **52**: 759–65.
23. Bloom SL, Stollings JL, Kirkpatrick O, et al. Randomized clinical trial of an ICU recovery pilot program for survivors of critical illness. *Critical Care Medicine* 2019; **47**: 1337–45.
24. Brandstetter S, Dodoo-Schittko F, Brandl M, et al. Ambulatory and stationary healthcare use in survivors of ARDS during the first year after discharge from ICU: findings from the DACAPO cohort. *Annals of Intensive Care* 2019; **9**: 70.
25. Brann WM, Bennett LE, Keck BM, Hosenpud JD. Morbidity, functional status, and immunosuppressive therapy after heart transplantation: an analysis of the joint International Society for Heart and Lung Transplantation/United Network for Organ Sharing Thoracic Registry. *Journal of Heart and Lung Transplantation* 1998; **17**: 374–82.
26. Bülow HH, Thorsager B. Non-invasive ventilation in do-not-intubate patients: five-year follow-up on a two-year prospective, consecutive cohort study. *Acta Anaesthesiologica Scandinavica* 2009; **53**: 1153–7.
27. Cheung AM, Tansey CM, Tomlinson G, et al. Two-year outcomes, health care use, and costs of survivors of acute respiratory distress syndrome. *American Journal of Respiratory and Critical Care Medicine* 2006; **174**: 538–44.
28. Chu CM, Chan VL, Lin AW, Wong IW, Leung WS, Lai CK. Readmission rates and life threatening events in COPD survivors treated with non-invasive ventilation for acute hypercapnic respiratory failure. *Thorax* 2004; **59**: 1020–5.
29. Daly BJ, Douglas SL, Kelley CG, O'Toole E, Montenegro H. Trial of a disease management program to reduce hospital readmissions of the chronically critically ill. *Chest* 2005; **128**: 507–17.
30. Davydow DS, Hough CL, Zatzick D, Katon WJ. Psychiatric symptoms and acute care service utilization over the course of the year following medical-surgical ICU admission: a longitudinal investigation\*. *Critical Care Medicine* 2014; **42**: 2473–81.
31. Dick A, Liu H, Zwanziger J, et al. Long-term survival and healthcare utilization outcomes attributable to sepsis and pneumonia. *BMC Health Serv Res* 2012; **12**: 432.
32. Douglas SL, Daly BJ, Brennan PF, Gordon NH, Uthis P. Hospital readmission among long-term ventilator patients. *Chest* 2001; **120**: 1278–86.
33. Falsini G, Grotti S, Porto I, et al. Long-term prognostic value of delirium in elderly patients with acute cardiac diseases admitted to two cardiac intensive care units: a prospective study (DELIRIUM CORDIS). *European Heart Journal: Acute Cardiovascular Care* 2018; **7**: 661–70.
34. Franko LR, Sheehan KM, Roark CD, et al. A propensity score analysis of the impact of surgical intervention on unexpected 30-day readmission following admission for subdural hematoma. *Journal of Neurosurgery* 2018; **129**: 1008–16.
35. Gardner AK, Ghita GL, Wang Z, et al. The development of chronic critical illness determines physical function, quality of life, and long-term survival among early survivors of sepsis in surgical ICUs. *Critical Care Medicine* 2019; **47**: 566–73.
36. Garland A, Olafson K, Ramsey CD, Yogendran M, Fransoo R. A population-based observational study of intensive care unit-related outcomes. With emphasis on post-hospital outcomes. *Annals of the American Thoracic Society* 2015; **12**: 202–8.
37. Graf J, Wagner J, Graf C, Koch KC, Janssens U. Five-year survival, quality of life, and individual costs of 303 consecutive medical intensive care patients—a cost-utility analysis. *Critical Care Medicine* 2005; **33**: 547–55.
38. Grander W, Koller B, Ludwig C, Dünser MW, Gradwohl-Matis I. High CRP levels after critical illness are associated with an increased risk of rehospitalization. *Shock* 2018; **50**: 525–9.
39. Guirgis FW, Brakenridge S, Sutchu S, et al. The long-term burden of severe sepsis and septic shock: sepsis recidivism and organ dysfunction. *Journal of Trauma and Acute Care Surgery* 2016; **81**: 525–32.
40. Heimrath OP, Buth KJ, Légaré JF. Long-term outcomes in patients requiring stay of more than 48 hours in the intensive care unit following coronary bypass surgery. *Journal of Critical Care* 2007; **22**: 153–8.
41. Hess DR, Tokarczyk A, O'Malley M, Gavaghan S, Sullivan J, Schmidt U. The value of adding a verbal report to written handoffs on early readmission following prolonged respiratory failure. *Chest* 2010; **138**: 1475–9.
42. Hill AD, Fowler RA, Burns KE, Rose L, Pinto RL, Scales DC. Long-term outcomes and health care utilization after prolonged mechanical ventilation. *Annals of the American Thoracic Society* 2017; **14**: 355–62.
43. Hill AD, Fowler RA, Pinto R, Herridge MS, Cuthbertson BH, Scales DC. Long-term outcomes and healthcare utilization following critical illness—a population-based study. *Critical Care* 2016; **20**: 76.
44. Hirshberg EL, Wilson EL, Stanfield V, et al. Impact of critical illness on resource utilization: a comparison of use in the year before and after ICU admission. *Critical Care Medicine* 2019; **47**: 1497–504.
45. Horkan CM, Purtle SW, Mendu ML, Moromizato T, Gibbons FK, Christopher KB. The association of acute kidney injury in the critically ill and postdischarge outcomes: a cohort study\*. *Critical Care Medicine* 2015; **43**: 354–64.
46. Hua M, Gong MN, Brady J, Wunsch H. Early and late unplanned rehospitalizations for survivors of critical illness\*. *Critical Care Medicine* 2015; **43**: 430–8.
47. Hua M, Gong MN, Miltiades A, Wunsch H. Outcomes after rehospitalization at the same hospital or a different hospital following critical illness. *American Journal of Respiratory and Critical Care Medicine* 2017; **195**: 1486–93.
48. Huesch MD, Foy A, Brehm C. Survival outcomes following the use of extracorporeal membrane oxygenation as a rescue technology in critically ill patients: results from Pennsylvania 2007–2015. *Critical Care Medicine* 2018; **46**: e87–90.
49. Hui C, Lin MC, Liu TC, Wu RG. Mortality and readmission among ventilator-dependent patients after successful weaned discharge from a respiratory care ward. *Journal of the Formosan Medical Association* 2010; **109**: 446–55.
50. Ingels C, Debaveye Y, Milants I, et al. Strict blood glucose control with insulin during intensive care after cardiac surgery: impact on 4-years survival, dependency on medical care, and quality-of-life. *European Heart Journal* 2006; **27**: 2716–24.
51. Jukarainen S, Mildh H, Pettilä V, et al. Costs and cost-utility of critical care and subsequent health care: a multicenter prospective study. *Critical Care Medicine* 2020; **48**: e345–55.
52. Kahn JM, Werner RM, David G, Ten Have TR, Benson NM, Asch DA. Effectiveness of long-term acute care hospitalization in elderly patients with chronic critical illness. *Medical Care* 2013; **51**: 4–10.
53. Kaplan SJ, Pham TN, Arbabi S, et al. Association of radiologic indicators of frailty with 1-year mortality in older trauma patients: opportunistic screening for sarcopenia and osteopenia. *Journal of the American Medical Association* 2017; **318**: e164604.
54. Keenan SP, Dodek P, Chan K, et al. Intensive care unit survivors have fewer hospital readmissions and readmission days than

- other hospitalized patients in British Columbia. *Critical Care Medicine* 2004; **32**: 391–8.
55. Kohn R, Harhay MO, Bayes B, et al. Ward capacity strain: a novel predictor of 30-day hospital readmissions. *Journal of General Internal Medicine* 2018; **33**: 1851–3.
  56. Kyaw MH, Kern DM, Zhou S, Tunceli O, Jafri HS, Falloon J. Healthcare utilization and costs associated with *S. aureus* and *P. aeruginosa* pneumonia in the intensive care unit: a retrospective observational cohort study in a US claims database. *BMC Health Serv Res* 2015; **15**: 241.
  57. Lagercrantz E, Lindblom D, Sartipy U. Survival and quality of life in cardiac surgery patients with prolonged intensive care. *Annals of Thoracic Surgery* 2010; **89**: 490–5.
  58. Lai C-C, Chou W, Cheng A-C, et al. The effect of early cardiopulmonary rehabilitation on the outcomes of intensive care unit survivors. *Medicine (Baltimore)* 2019; **98**: e14877.
  59. Lau VI, Lam JNH, Basmaji J, Priestap FA, Ball IM. Survival and safety outcomes of ICU patients discharged directly home—a direct from ICU sent home study. *Critical Care Medicine* 2018; **46**: 900–6.
  60. Lawler FH, Horner RD, Hainer BL. Process and outcome of critical care provided by community and academic primary care physicians. *Family Medicine* 1989; **21**: 268–72.
  61. Letvin A, Kremer P, Silver PC, Samih N, Reed-Watts P, Kollef MH. Frequent versus infrequent monitoring of endotracheal tube cuff pressures. *Respir Care* 2018; **63**: 495–501.
  62. Liotta EM, Singh M, Kosteva AR, et al. Predictors of 30-day readmission after intracerebral hemorrhage: a single-center approach for identifying potentially modifiable associations with readmission. *Critical Care Medicine* 2013; **41**: 2762–9.
  63. Lipsett PA, Swoboda SM, Dickerson J, et al. Survival and functional outcome after prolonged intensive care unit stay. *Annals of Surgery* 2000; **231**: 262–8.
  64. Livingston DH, Tripp T, Biggs C, Lavery RF. A fate worse than death? Long-term outcome of trauma patients admitted to the surgical intensive care unit. *Journal of Trauma* 2009; **67**: 341–8.
  65. Lone NI, Lee R, Salisbury L, et al. Predicting risk of unplanned hospital readmission in survivors of critical illness: a population-level cohort study. *Thorax* 2019; **74**: 1046–54.
  66. Lone NI, Gillies MA, Haddow C, et al. Five-Year mortality and hospital costs associated with surviving intensive care. *American Journal of Respiratory and Critical Care Medicine* 2016; **194**: 198–208.
  67. Mageau A, Sacré K, Perozziello A, et al. Septic shock among patients with systemic lupus erythematosus: Short and long-term outcome. Analysis of a French nationwide database. *Journal of Infection* 2019; **78**: 432–8.
  68. Manji RA, Arora RC, Singal RK, Hiebert BM, Menkis AH. Early rehospitalization after prolonged intensive care unit stay post cardiac surgery: outcomes and modifiable risk factors. *Journal of the American Heart Association* 2017; **6**: e004072.
  69. Marrie RA, Bernstein CN, Peschken CA, et al. Health care utilization before and after intensive care unit admission in multiple sclerosis. *Mult Scler Relat Disord* 2015; **4**: 296–303.
  70. Mehta AB, Walkey AJ, Curran-Everett D, Douglas IS. One-Year outcomes following tracheostomy for acute respiratory failure. *Critical Care Medicine* 2019; **47**: 1572–81.
  71. Mehta AB, Walkey AJ, Curran-Everett D, Matlock D, Douglas IS. Hospital mechanical ventilation volume and patient outcomes: too much of a good thing? *Critical Care Medicine* 2019; **47**: 360–8.
  72. Mogensen KM, Horkan CM, Purtle SW, et al. Malnutrition, critical illness survivors, and postdischarge outcomes: a cohort study. *Journal of Parenteral and Enteral Nutrition* 2018; **42**: 557–65.
  73. Morita Y, Haruna T, Haruna Y, et al. Incidence, predictors, causes, and costs of 30-day readmission after in-hospital cardiopulmonary resuscitation in the United States. *Resuscitation* 2019; **134**: 19–25.
  74. Morris PE, Griffin L, Thompson C, et al. Receiving early mobility during an intensive care unit admission is a predictor of improved outcomes in acute respiratory failure. *American Journal of the Medical Sciences* 2011; **341**: 373–7.
  75. Nasraway SA, Button GJ, Rand WM, Hudson-Jinks T, Gustafson M. Survivors of catastrophic illness: outcome after direct transfer from intensive care to extended care facilities. *Critical Care Medicine* 2000; **28**: 19–25.
  76. Nguyen MC, Strosberg DS, Jones TS, et al. Mortality and readmission of outcomes after discharge from the surgical intensive care unit to long-term, acute-care hospitals. *Surgery* 2017; **161**: 1367–75.
  77. Ohnuma T, Shinjo D, Brookhart AM, Fushimi K. Predictors associated with unplanned hospital readmission of medical and surgical intensive care unit survivors within 30 days of discharge. *Journal of Intensive Care* 2018; **6**: 14.
  78. Ortego A, Galeski DF, Fuchs BD, et al. Hospital-based acute care use in survivors of septic shock. *Critical Care Medicine* 2015; **43**: 729–37.
  79. Pavliša G, Labor M, Purić H, Hećimović A, Jakopović M, Samaržija M. Anemia, hypoalbuminemia, and elevated troponin levels as risk factors for respiratory failure in patients with severe exacerbations of chronic obstructive pulmonary disease requiring invasive mechanical ventilation. *Croatian Medical Journal* 2017; **58**: 395–405.
  80. Raja SG, Husain M, Popescu FL, Chudasama D, Daley S, Amrani M. Does off-pump coronary artery bypass grafting negatively impact long-term survival and freedom from reintervention? *BioMed Research International* 2013; **2013**: 602871.
  81. Ramaesh A. Incidence and long-term outcomes of adult patients with diabetic ketoacidosis admitted to intensive care: a retrospective cohort study. *Journal of the Intensive Care Society* 2016; **17**: 222–33.
  82. Ranzani OT, Zampieri FG, Besen BA, Azevedo LC, Park M. One-year survival and resource use after critical illness: impact of organ failure and residual organ dysfunction in a cohort study in Brazil. *Critical Care* 2015; **19**: 269.
  83. Rose L, Watling L, Kohli R, et al. Transition program for ventilator assisted individuals from acute care to home. *Canadian Journal of Respiratory, Critical Care, and Sleep Medicine* 2019; **3**: 100–5.
  84. Ruhl AP, Huang M, Colantuoni E, et al. Healthcare utilization and costs in ARDS survivors: a 1-year longitudinal national US multicenter study. *Intensive Care Medicine* 2017; **43**: 980–91.
  85. Ruhl AP, Huang M, Colantuoni E, et al. Healthcare resource use and costs in long-term survivors of acute respiratory distress syndrome: a 5-year longitudinal cohort study. *Critical Care Medicine* 2017; **45**: 196–204.
  86. Ruhl AP, Lord RK, Panek JA, et al. Health care resource use and costs of two-year survivors of acute lung injury. An observational cohort study. *Annals of the American Thoracic Society* 2015; **12**: 392–401.
  87. Sanaiha Y, Kavianpour B, Mardock A, et al. Rehospitalization and resource use after inpatient admission for extracorporeal life support in the United States. *Surgery* 2019; **166**: 829–34.
  88. Schnegelsberg A, Mackenhauer J, Nibro HL, Dreyer P, Koch K, Kirkegaard H. Impact of socioeconomic status on mortality and unplanned readmission in septic intensive care unit patients. *Acta Anaesthesiologica Scandinavica* 2016; **60**: 465–75.
  89. Sinvani L, Kozikowski A, Patel V, et al. Nonadherence to geriatric-focused practices in older intensive care unit survivors. *American Journal of Critical Care* 2018; **27**: 354–61.

90. Szakmany T, Walters AM, Pugh R, Battle C, Berridge DM, Lyons RA. Risk factors for 1-year mortality and hospital utilization patterns in critical care survivors: a retrospective, observational, population-based data linkage study. *Critical Care Medicine* 2019; **47**: 15–22.
91. Tan WC, Lim KP, Ng TP, Chao TC, Ong YY, Chee YC. Long-term outcome and disease control in near-fatal asthma. *Annals of the Academy of Medicine, Singapore* 1999; **28**: 384–8.
92. Unroe M, Kahn JM, Carson SS, et al. One-year trajectories of care and resource utilization for recipients of prolonged mechanical ventilation: a cohort study. *Annals of Internal Medicine* 2010; **153**: 167–75.
93. Vigneswaran WT, Bhorade S, Wolfe M, Pelletiere K, Garrity ER Jr. Clinical pathway after lung transplantation shortens hospital length of stay without affecting outcome. *International Surgery* 2007; **92**: 93–8.
94. von Meijenfheldt GCI, Chary S, van der Laan MJ, Zeebregts C, Christopher KB. Eosinopenia and post-hospital outcomes in critically ill non-cardiac vascular surgery patients. *Nutrition, Metabolism and Cardiovascular Diseases* 2019; **29**: 847–55.
95. von Meijenfheldt GCI, van der Laan MJ, Zeebregts C, Christopher KB. Red cell distribution width at hospital discharge and out-of-hospital outcomes in critically ill non-cardiac vascular surgery patients. *PLoS One* 2018; **13**: e0199654.
96. Wang T, Derhovanessian A, De Cruz S, Belperio JA, Deng JC, Hoo GS. Subsequent infections in survivors of sepsis: epidemiology and outcomes. *Journal of Intensive Care Medicine* 2014; **29**: 87–95.
97. Williams TA, Knuiman MW, Finn JC, Ho KM, Dobb GJ, Webb SA. Effect of an episode of critical illness on subsequent hospitalisation: a linked data study. *Anaesthesia* 2010; **65**: 172–7.
98. Wozniak AW, Pfoh ER, Dinglas VD, Pronovost PJ, Needham DM, Colantuoni E. Hospital readmission and subsequent decline in long-term survivors of acute respiratory distress syndrome. *American Journal of Critical Care* 2019; **28**: 76–80.
99. Wunsch H, Hill AD, Scales DC, Fowler RA, Hua M. Comparison of care patterns and rehospitalizations for mechanically ventilated patients in New York and Ontario. *Annals of the American Thoracic Society* 2019; **16**: 463–70.
100. Yeo I, Cheung JW, Feldman DN, et al. Assessment of hospital readmission rates, risk factors, and causes after cardiac arrest: analysis of the US Nationwide Readmissions Database. *Journal of the American Medical Association Network Open* 2019; **2**: e1912208-e.
101. Zilberberg MD, Shorr AF, Micek ST, Kollef MH. Clostridium difficile recurrence is a strong predictor of 30-day rehospitalization among patients in intensive care. *Infection Control and Hospital Epidemiology* 2015; **36**: 273–9.
102. Zilberberg MD, Shorr AF, Micek ST, Kollef MH. Risk factors for 30-day readmission among patients with culture-positive severe sepsis and septic shock: a retrospective cohort study. *Journal of Hospital Medicine* 2015; **10**: 678–85.
103. MacTavish P, Quasim T, Purdie C, et al. Medication-related problems in intensive care unit survivors: learning from a multicenter program. *Annals of the American Thoracic Society* 2020; **17**: 1326–9.
104. McPeake J, Iwashyna TJ, Devine H, MacTavish P, Quasim T. Peer support to improve recovery following critical care discharge: a case-based discussion. *Thorax* 2017; **72**: 856–8.
105. McPeake J, Quasim T, Henderson P, et al. Multimorbidity and its relationship with long-term outcomes after critical care discharge: a prospective cohort study. *Chest* 2021; **160**: 1681–92.
106. Parker AM, Sinha P, Needham DM. Biological mechanisms of cognitive and physical impairments after critical care rethinking the inflammatory model? *American Journal of Respiratory and Critical Care Medicine* 2021; **203**: 665–7.
107. McCue C, Cowan R, Quasim T, Puxty K, McPeake J. Long term outcomes of critically ill COVID-19 pneumonia patients: early learning. *Intensive Care Medicine* 2021; **47**: 240–1.
108. Donnelly JP, Wang XQ, Iwashyna TJ, Prescott HC. Readmission and death after initial hospital discharge among patients with COVID-19 in a large multihospital system. *Journal of the American Medical Association* 2021; **325**: 304–6.
109. Ayoubkhani D, Khunti K, Nafilyan V, et al. Post-covid syndrome in individuals admitted to hospital with covid-19: retrospective cohort study. *British Medical Journal* 2021; **372**: n693.
110. Lone NI, McPeake J, Stewart NI, et al. Influence of socioeconomic deprivation on interventions and outcomes for patients admitted with COVID-19 to critical care units in Scotland: a national cohort study. *Lancet Regional Health – Europe* 2021; **1**: 100005.
111. Lone NI, Walsh TS. Prolonged mechanical ventilation in critically ill patients: epidemiology, outcomes and modelling the potential cost consequences of establishing a regional weaning unit. *Critical Care* 2011; **15**: R102.
112. Viglianti EM, Bagshaw SM, Bellomo R, et al. Hospital-level variation in the development of persistent critical illness. *Intensive Care Medicine* 2020; **46**: 1567–75.

## Supporting Information

Additional supporting information may be found online via the journal website.

**Figure S1.** Funnel plots illustrating publication bias and heterogeneity across the studies included in the meta-analysis.

**Figure S2.** Meta-regression outputs (including effect estimate plot).

**Figure S3.** Meta-analysis forest plot, with studies at high risk of bias removed.

**Table S1.** Data summary.

**Table S2.** Study quality assessment.

**Appendix S1.** Review search strategy.

**Appendix S2.** Full statistical code.