

Abe, K. et al. (2016) Measurement of coherent π^+ production in low energy neutrino-carbon scattering. Physical Review Letters, 117(19), 192501.

There may be differences between this version and the published version. You are advised to consult the publisher's version if you wish to cite from it.

<http://eprints.gla.ac.uk/222260/>

Deposited on: 17 August 2020

Measurement of coherent π^+ production in low energy neutrino-Carbon scattering

K. Abe, M. Ikeda, J. Kameda, M. Miura^{*}, S. Moriyama^{*}, S. Nakayama^{*}, A. Takeda, H.K. Tanaka^{*} and T. Tomura
University of Tokyo, Institute for Cosmic Ray Research, Kamioka Observatory, Kamioka, Japan

C. Andreopoulos
*STFC, Rutherford Appleton Laboratory, Harwell Oxford, and Daresbury Laboratory, Warrington, United Kingdom and
University of Liverpool, Department of Physics, Liverpool, United Kingdom*

M. Antonova, I. Karpikov, M. Khabibullin, A. Khotjantsev, A. Kopylov, Y. Kudenko[#],
V. Matveev, A. Mefodiev, O. Mineev, T. Ovsyannikova, A. Shaikhiev, S. Suvorov, and N. Yershov
Institute for Nuclear Research of the Russian Academy of Sciences, Moscow, Russia

S. Aoki, T. Hara, A. Suzuki, and T. Yano
Kobe University, Kobe, Japan

A. Ariga, A. Ereditato, M. Hierholzer, M. Nirkko, C. Pistillo, A. Redij, and C. Wilkinson
*University of Bern, Albert Einstein Center for Fundamental Physics,
Laboratory for High Energy Physics (LHEP), Bern, Switzerland*

S. Assylbekov, T. Campbell, D. Cherdack, A. Clifton, M. Hogan,
E. Reinherz-Aronis, P. Rojas, J. Schwehr, W. Toki, and R.J. Wilson
Colorado State University, Department of Physics, Fort Collins, Colorado, U.S.A.

D. Autiero, V. Galymov, and J. Marteau
Université de Lyon, Université Claude Bernard Lyon 1, IPN Lyon (IN2P3), Villeurbanne, France

S. Ban, S. Cao, T. Hayashino, T. Hiraki, S. Hirota, K. Huang, A.K. Ichikawa, K. Ieki,
M. Jiang, T. Kikawa, K. Kondo, A. Minamino, K.G. Nakamura, K.D. Nakamura, N.D. Patel,
B. Quilain, K. Suzuki, S. Takahashi, R. Wendell^{*}, M. Yamamoto, and K. Yoshida
Kyoto University, Department of Physics, Kyoto, Japan

M. Barbi, S.G. Giffin, and N.C. Hastings
University of Regina, Department of Physics, Regina, Saskatchewan, Canada

G.J. Barker, S.B. Boyd, P.F. Denner, A.P. Furmanski, D.R. Hadley, M.D. Haigh, A. Knight, and E. Larkin
University of Warwick, Department of Physics, Coventry, United Kingdom

G. Barr, D. Coplowe, D. Dewhurst, S. Dolan, K.E. Duffy, A. Jacob, X. Lu, and A. Vacheret
Oxford University, Department of Physics, Oxford, United Kingdom

P. Bartet-Friburg, J. Dumarchez, C. Giganti, M. Pavin, and B. Popov[#]
*UPMC, Université Paris Diderot, CNRS/IN2P3, Laboratoire de
Physique Nucléaire et de Hautes Energies (LPNHE), Paris, France*

M. Batkiewicz, A. Dabrowska, T. Wachala, and A. Zalewska
H. Niewodniczanski Institute of Nuclear Physics PAN, Cracow, Poland

F. Bay, S. Di Luise, S. Horikawa, S. Murphy, and A. Rubbia
ETH Zurich, Institute for Particle Physics, Zurich, Switzerland

V. Berardi, M.G. Catanesi, R.A. Intonti, L. Magaletti, and E. Radicioni
INFN Sezione di Bari and Università e Politecnico di Bari, Dipartimento Interuniversitario di Fisica, Bari, Italy

S. Berkman, T. Feusels, J. Kim, C. Nantais, C. Nielsen, S.M. Oser, Y. Petrov, and S. Tobayama
University of British Columbia, Department of Physics and Astronomy, Vancouver, British Columbia, Canada

S. Bhadra, G.A. Fiorentini, M. McCarthy, E.S. Pinzon Guerra, and M. Yu
York University, Department of Physics and Astronomy, Toronto, Ontario, Canada

A. Blondel, A. Bravar, L. Haegel, A. Korzenev, M. Ravonel, M.A.M. Rayner, E. Scantamburlo, and D. Sgalaberna
University of Geneva, Section de Physique, DPNC, Geneva, Switzerland

S. Bolognesi, S. Emery-Schrenk, F. Gizzarelli, E. Mazzucato, G. Vasseur, and M. Zito
IRFU, CEA Saclay, Gif-sur-Yvette, France

S. Bordoni, J. Caravaca Rodríguez, R. Castillo, A. Garcia, and F. Sánchez
*Institut de Física d'Altes Energies (IFAE), The Barcelona Institute of
 Science and Technology, Campus UAB, Bellaterra (Barcelona) Spain*

D. Brailsford
*Lancaster University, Physics Department, Lancaster, United Kingdom and
 Imperial College London, Department of Physics, London, United Kingdom*

C. Bronner, R.G. Calland, and Y. Suzuki
*Kavli Institute for the Physics and Mathematics of the Universe (WPI), The University
 of Tokyo Institutes for Advanced Study, University of Tokyo, Kashiwa, Chiba, Japan*

M. Buizza Avanzini, O. Drapier, M. Gonin, J. Imber, and Th.A. Mueller
Ecole Polytechnique, IN2P3-CNRS, Laboratoire Leprince-Ringuet, Palaiseau, France

S.L. Cartwright, M. Malek, J.D. Perkin, L. Pickard, P. Stowell, and L.F. Thompson
University of Sheffield, Department of Physics and Astronomy, Sheffield, United Kingdom

A. Cervera, P. Novella, M. Sorel, and P. Stamoulis
IFIC (CSIC & University of Valencia), Valencia, Spain

N. Chikuma, F. Hosomi, T. Koga, Y. Suda, and M. Yokoyama^{*}
University of Tokyo, Department of Physics, Tokyo, Japan

G. Christodoulou, J. Coleman, S.R. Dennis, M. Lazos, K. Mavrokoridis,
 N. McCauley, C. Metelko, D. Payne, and C. Touramanis
University of Liverpool, Department of Physics, Liverpool, United Kingdom

G. Collazuol, M. Laveder, A. Longhin, and M. Mezzetto
INFN Sezione di Padova and Università di Padova, Dipartimento di Fisica, Padova, Italy

L. Cremonesi, F. Di Lodovico, T. Katori, S. King, P. Martins, R.A. Owen, R. Sacco, S. Short, R. Terri, and J.R. Wilson
Queen Mary University of London, School of Physics and Astronomy, London, United Kingdom

G. De Rosa, V. Palladino, and C. Riccio
INFN Sezione di Napoli and Università di Napoli, Dipartimento di Fisica, Napoli, Italy

T. Dealtry, A.J. Finch, N. Grant, A. Knox, L.L. Kormos, I. Lamont,
 M. Lawe, J. Nowak, H.M. O’Keeffe, P.N. Ratoff, D. Shaw, and L. Southwell
Lancaster University, Physics Department, Lancaster, United Kingdom

C. Densham and T. Stewart
STFC, Rutherford Appleton Laboratory, Harwell Oxford, and Daresbury Laboratory, Warrington, United Kingdom

S. Dytman, D. Hansen, and V. Paolone
University of Pittsburgh, Department of Physics and Astronomy, Pittsburgh, Pennsylvania, U.S.A.

M. Dziewiecki, R. Kurjata, A. Rychter, K. Zaremba, and M. Ziembicki

Warsaw University of Technology, Institute of Radioelectronics, Warsaw, Poland

M. Friend,^[§] Y. Fujii,^[§] T. Hasegawa,^[§] T. Ishida,^[§] T. Ishii,^[§] E. Iwai, T. Kobayashi,^[§] T. Maruyama,^[§]
 T. Nakadaira,^[§] K. Nakayoshi,^[§] K. Nishikawa,^[§] R. Ohta,^[§] Y. Oyama,^[§] K. Sakashita,^[§] F. Sato,
 T. Sekiguchi,^[§] S.Y. Suzuki,^[§] M. Tada,^[§] T. Tsukamoto,^[§] Y. Yamada,^[§] and L. Zambelli,^[§]
High Energy Accelerator Research Organization (KEK), Tsukuba, Ibaraki, Japan

D. Fukuda, Y. Koshio,^[*] and T. Shirahige
Okayama University, Department of Physics, Okayama, Japan

Y. Fukuda
Miyagi University of Education, Department of Physics, Sendai, Japan

P. Hamilton, P. Jonsson, R.P. Litchfield, W.Y. Ma, L. Pickering, and Y. Uchida
Imperial College London, Department of Physics, London, United Kingdom

J. Harada, H. Kim, T. Okusawa, Y. Seiya, K. Wakamatsu, and K. Yamamoto
Osaka City University, Department of Physics, Osaka, Japan

M. Hartz
*Kavli Institute for the Physics and Mathematics of the Universe (WPI), The University
 of Tokyo Institutes for Advanced Study, University of Tokyo, Kashiwa, Chiba, Japan and
 TRIUMF, Vancouver, British Columbia, Canada*

Y. Hayato, M. Nakahata, H. Sekiya,^[*] and M. Shiozawa
*University of Tokyo, Institute for Cosmic Ray Research, Kamioka Observatory, Kamioka, Japan and
 Kavli Institute for the Physics and Mathematics of the Universe (WPI), The University
 of Tokyo Institutes for Advanced Study, University of Tokyo, Kashiwa, Chiba, Japan*

R.L. Helmer, A. Konaka, T. Lindner, J.-M. Poutissou, R. Poutissou, M. Scott, and S. Yen
TRIUMF, Vancouver, British Columbia, Canada

A. Hillairet and J. Myslik
University of Victoria, Department of Physics and Astronomy, Victoria, British Columbia, Canada

A. Himmel, K. Scholberg,^[*] and C.W. Walter,^[*]
Duke University, Department of Physics, Durham, North Carolina, U.S.A.

J. Holeczek and J. Kisiel
University of Silesia, Institute of Physics, Katowice, Poland

J. Insler, T. Kutter, T. Thakore, M. Tzanov, and J. Yoo
Louisiana State University, Department of Physics and Astronomy, Baton Rouge, Louisiana, U.S.A.

T.J. Irvine, T. Kajita,^[*] and Y. Nishimura
University of Tokyo, Institute for Cosmic Ray Research, Research Center for Cosmic Neutrinos, Kashiwa, Japan

K. Iwamoto, S. Manly, and K.S. McFarland
University of Rochester, Department of Physics and Astronomy, Rochester, New York, U.S.A.

A. Izmaylov
*IFIC (CSIC & University of Valencia), Valencia, Spain and
 Institute for Nuclear Research of the Russian Academy of Sciences, Moscow, Russia*

B. Jamieson and F. Shaker
University of Winnipeg, Department of Physics, Winnipeg, Manitoba, Canada

S. Johnson, Z.J. Liptak, J.P. Lopez, A.D. Marino, A. Missert, T. Yuan, and E.D. Zimmerman
University of Colorado at Boulder, Department of Physics, Boulder, Colorado, U.S.A.

J.H. Jo, C.K. Jung^{*}, X. Li, S. Martynenko, C. McGrew, J.L. Palomino, Z. Vallari, M.J. Wilking, and C. Yanagisawa[†]
State University of New York at Stony Brook, Department of Physics and Astronomy, Stony Brook, New York, U.S.A.

M. Kabirnezhad, J. Lagoda, P. Mijakowski, P. Przewlocki, E. Rondio, and J. Zalipska
National Centre for Nuclear Research, Warsaw, Poland

A.C. Kaboth
*Royal Holloway University of London, Department of Physics, Egham, Surrey, United Kingdom and
 STFC, Rutherford Appleton Laboratory, Harwell Oxford, and Daresbury Laboratory, Warrington, United Kingdom*

H. Kakuno
Tokyo Metropolitan University, Department of Physics, Tokyo, Japan

D. Karlen
*University of Victoria, Department of Physics and Astronomy, Victoria, British Columbia, Canada and
 TRIUMF, Vancouver, British Columbia, Canada*

E. Kearns^{*}
*Boston University, Department of Physics, Boston, Massachusetts, U.S.A. and
 Kavli Institute for the Physics and Mathematics of the Universe (WPI), The University
 of Tokyo Institutes for Advanced Study, University of Tokyo, Kashiwa, Chiba, Japan*

D. Kielczewska^{**}, W. Oryszczak, M. Posiadala-Zezula, and W. Warzycha
University of Warsaw, Faculty of Physics, Warsaw, Poland

L. Koch, T. Radermacher, S. Roth, S. Schoppmann, J. Steinmann, and D. Terhorst
RWTH Aachen University, III. Physikalisches Institut, Aachen, Germany

W. Kropp, S. Mine, and M. Smy
University of California, Irvine, Department of Physics and Astronomy, Irvine, California, U.S.A.

P. Lasorak
*Queen Mary University of London, School of Physics and Astronomy, London, United Kingdom and
 Queen Mary University of London, School of Physics and Astronomy, London, United Kingdom*

L. Ludovici
INFN Sezione di Roma and Università di Roma “La Sapienza”, Roma, Italy

K. Mahn
Michigan State University, Department of Physics and Astronomy, East Lansing, Michigan, U.S.A.

J.F. Martin
University of Toronto, Department of Physics, Toronto, Ontario, Canada

K. Nakamura[§]
*Kavli Institute for the Physics and Mathematics of the Universe (WPI), The University
 of Tokyo Institutes for Advanced Study, University of Tokyo, Kashiwa, Chiba, Japan and
 High Energy Accelerator Research Organization (KEK), Tsukuba, Ibaraki, Japan*

T. Nakaya
*Kyoto University, Department of Physics, Kyoto, Japan and
 Kavli Institute for the Physics and Mathematics of the Universe (WPI), The University
 of Tokyo Institutes for Advanced Study, University of Tokyo, Kashiwa, Chiba, Japan*

K. Okumura

*University of Tokyo, Institute for Cosmic Ray Research, Research Center for Cosmic Neutrinos, Kashiwa, Japan and
Kavli Institute for the Physics and Mathematics of the Universe (WPI), The University
of Tokyo Institutes for Advanced Study, University of Tokyo, Kashiwa, Chiba, Japan*

*R. Shah, D. Wark, and A. Weber
STFC, Rutherford Appleton Laboratory, Harwell Oxford, and Daresbury Laboratory, Warrington, United Kingdom and
Oxford University, Department of Physics, Oxford, United Kingdom*

*J.T. Sobczyk and J. Żmuda
Wrocław University, Faculty of Physics and Astronomy, Wrocław, Poland*

*H. Sobel
University of California, Irvine, Department of Physics and Astronomy, Irvine, California, U.S.A. and
Kavli Institute for the Physics and Mathematics of the Universe (WPI), The University
of Tokyo Institutes for Advanced Study, University of Tokyo, Kashiwa, Chiba, Japan*

*R. Tacik
University of Regina, Department of Physics, Regina, Saskatchewan, Canada and
TRIUMF, Vancouver, British Columbia, Canada*

*Y. Takeuchi
Kobe University, Kobe, Japan and
Kavli Institute for the Physics and Mathematics of the Universe (WPI), The University
of Tokyo Institutes for Advanced Study, University of Tokyo, Kashiwa, Chiba, Japan*

*H.A. Tanaka^{††}
University of Toronto, Department of Physics, Toronto, Ontario, Canada and
TRIUMF, Vancouver, British Columbia, Canada*

*M. Vagins
Kavli Institute for the Physics and Mathematics of the Universe (WPI), The University
of Tokyo Institutes for Advanced Study, University of Tokyo, Kashiwa, Chiba, Japan and
University of California, Irvine, Department of Physics and Astronomy, Irvine, California, U.S.A.*

*M.O. Wascko
Imperial College London, Department of Physics, London, United Kingdom and
High Energy Accelerator Research Organization (KEK), Tsukuba, Ibaraki, Japan*

*R.J. Wilkes
University of Washington, Department of Physics, Seattle, Washington, U.S.A.*

(The T2K Collaboration)
(Dated: October 3, 2016)

We report the first measurement of the flux-averaged cross section for charged current coherent π^+ production on carbon for neutrino energies less than 1.5 GeV . and with a restriction on the final state phase space volume in the T2K near detector, ND280. Comparisons are made with predictions from the Rein-Sehgal coherent production model and the model by Alvarez-Ruso *et al.*, the latter representing the first implementation of an instance of the new class of microscopic coherent models in a neutrino interaction Monte Carlo event generator. We observe a clear event excess above background, disagreeing with the null results reported by K2K and SciBooNE in a similar neutrino energy region. The measured flux-averaged cross sections are below those predicted by both the Rein-Sehgal and the Alvarez-Ruso *et al.* models.

PACS numbers: 14.60.Lm, 25.30.Pt, 25.40.Ve

Introduction—Charged current coherent pion production in neutrino-nucleus scattering, $\nu_\mu + A \rightarrow \mu^- + \pi^+ + A$, is a process in which the neutrino scatters coherently from an entire nucleus, leaving the nucleus unchanged.

No quantum numbers are exchanged and there is little four-momentum transfer to any nucleon. Due to these restrictions the outgoing lepton and pion are aligned with the beam direction and no other hadrons are produced.

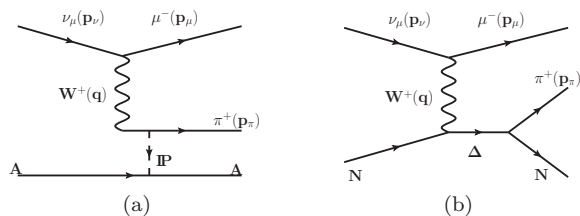


FIG. 1. (a) the diagram for coherent charged pion production model based on Adler's Theorem. The IP represents the transfer of a Pomeron to the nuclear system. (b) Dominant diagram for the microscopic class of coherent charged pion production models.

Two classes of models have been developed to describe this process. The first class uses Adler's theorem [1] to relate the coherent scattering cross section at $Q^2 = -q^2 = -(p_\nu - p_\mu)^2 = 0$ with the pion-nucleus elastic scattering cross section. Described by the diagram shown in Fig. 1(a), the differential cross-section is

$$\left. \frac{d\sigma_{coh}}{dQ^2 dy d|t|} \right|_{Q^2=0} = \frac{G_F^2}{2\pi^2} f_\pi^2 \frac{1-y}{y} \frac{d\sigma(\pi A \rightarrow \pi A)}{d|t|}, \quad (1)$$

where $y = E_\pi/E_\nu$ with E_π and E_ν being the energy of the pion and neutrino respectively, f_π is the pion decay constant and $|t| = |(q - p_\pi)|^2$ is the magnitude of the square of the four-momentum transferred by the exchange boson to the nucleus. Different models [2–5] choose different methods for extension to $Q^2 > 0$ and implementations of the πA elastic scattering cross-section. The validity of these models below neutrino energies of roughly 2 GeV is limited [6–9].

The second class, known as the *microscopic* models, was developed specifically for neutrino energies less than 2 GeV [8, 10–13]. These models are based on the single nucleon process $\nu_l N \rightarrow l^- N \pi^+$, which is dominated by Δ production at low energies as shown in the right diagram in Fig. 1(b). The total cross section is derived from the coherent sum of the contribution of all nucleons within the individual nuclei. Effects of the nuclear medium on the Δ and on the pion wavefunction are taken into account. These models have not been tested against data. Only recently has one instance of this class, the model from Alvarez-Ruso *et al.* [11], been implemented in a neutrino event generator.

The charged current coherent production cross section has been measured at neutrino energies above 7 GeV by several experiments [14–18] and has been found to agree with the standard coherent model developed by Rein and Sehgal. More recent model dependent searches by K2K [19] and SciBooNE [20] at neutrino energies of 0.5 – 2 GeV suffer from low statistics and reported null results. Recently the MINERνA experiment published a measurement of this cross section for neutrino energies between 1.5 GeV and 20.0 GeV [21].

This letter presents the first measurement of the charged current coherent pion production cross section below a neutrino energy of 1.5 GeV. The analysis conducts a model independent search for an excess of events at low $|t|$. The flux averaged charged current coherent pion production cross section is presented for two regions of the final state phase space. The restricted final state phase space region is limited to $p_{\mu,\pi} > 0.18$ GeV/c, $\theta_{\mu,\pi} < 70^\circ$, which removes areas of low detector acceptance, and $p_\pi < 1.6$ GeV/c, which removes an area outside the range of validity of the microscopic model. The angles of the muon and pion, $\theta_{\mu,\pi}$, are measured with respect to the average direction of the incoming neutrino beam.

The flux averaged cross section for production to the complete phase space is also presented. In addition, for each choice of final state phase space coverage, we present results using two different models: the Rein-Sehgal model [6] as implemented in the GENIE 2.6.4 neutrino event generator (which uses a more sophisticated parameterisation of the pion-nucleus elastic scattering than outlined in the original Rein-Sehgal paper [22]) and an implementation of the microscopic model constructed by Alvarez-Ruso *et al.* [11]. Previous null results [19, 20] used the Rein-Sehgal coherent model to devise and tune kinematic cuts and were, thus, not model independent.

T2K Experiment—T2K [23] is an off-axis long-baseline neutrino oscillation experiment sited at the J-PARC facility in Tokai, Japan. A complete description of the experiment may be found in Ref. [23]. The experiment views an off-axis neutrino beam flux that is composed of 92.6% ν_μ with a peak ν_μ energy of 0.6 GeV. Details of the neutrino beam are described in detail in references [23] and [24]. The data used in this analysis corresponds to 5.54×10^{20} protons on target (POT).

ND280 [23] is the off-axis magnetized tracking near detector designed to measure interactions of both ν_μ and ν_e from the T2K beam before oscillations. The detector rests within the refurbished UA1/NOMAD magnet, which provides a magnetic field of 0.2 T, and is split into two regions: the upstream π^0 detector [25] and the tracker. The tracker contains two plastic scintillator detectors [26] (FGDs or Fine Grained Detectors), used as targets for neutrino interactions, sandwiched between three argon-gas TPCs [27]. The first, most upstream, FGD (FGD1), only has layers of plastic (CH) scintillator bars whilst the second FGD (FGD2) also contains water layers. Surrounding these inner subdetectors is a set of electromagnetic calorimeters [28]. The magnet yokes are instrumented with scintillator-based side muon range detectors [29] to track high angle muons.

Neutrino interactions are simulated using the default GENIE 2.6.4 neutrino event generator package [5]. Quasielastic scattering is modelled using the Llewellyn-Smith [30] model with an axial mass, m_A , set to 0.99 GeV/c². The initial state nuclear model is the

Bodek-Ritchie relativistic Fermi gas model (RFG) with a Fermi momentum of 221 MeV/c, extended to include short range nucleon-nucleon correlations [31]. Inelastic single pion production from resonances is simulated using the Rein-Sehgal model [32]. Interference between the resonance states and lepton mass effects are ignored, although the effect of lepton masses on phase space boundaries is taken into account. Non-resonant pion production is modelled using an extension of the Bodek-Yang model [33] to low energies. Interference between the resonant and non-resonant interaction modes is not taken into account. The relative contributions were tuned by GENIE against available single pion production cross section data [5]. The transition to non-resonant inelastic scattering is simulated using the same Bodek-Yang model. Hadronisation is described using the AGKY model [34]. Hadronic interactions in the nuclear medium are modelled using the INTRANUKE package [5].

Event selection—This analysis uses neutrino interactions which have occurred in the scintillator target of FGD1. Charged particles in the final state are analysed by the second TPC, which lies immediately downstream of FGD1. The first step is to select ν_μ CC inclusive events in FGD1 using the event selection criteria reported in detail in Ref. [35]. Events passing this selection are in-time with the beam and contain at least one negatively charged track in TPC2 consistent with a minimally ionising particle. The interaction vertex is defined to be the most upstream point of the muon candidate track. This must lie within the fiducial volume of FGD1, which excludes the two most upstream and downstream layers, and the outer-most 5 bars in each layer. All previously published results do not use vertex activity and do not impose such a constraint on the downstream fiducial boundary. The resulting fiducial region contains 0.74 tonnes of carbon [36].

An event sample with an enhanced coherent pion component is then selected by requiring a second, positively charged, track originating from the interaction vertex. This second track is required to have a dE/dx profile consistent with a muon or pion traversing the TPC. Cuts to enforce this requirement remove proton tracks such that they make up less than 3% of the selected pion candidates.

Charged current coherent pion production leaves the nuclear target unchanged and in its ground state. Hence the only particles exiting the interaction are a charged lepton and an oppositely charged pion. Events with additional energy deposited around the vertex are removed by a cut on the vertex activity (VA), which is defined to be the sum of all energy deposits within a cubic volume with side length 5 cm centered on the vertex. No attempt is made to estimate and subtract the energy deposited by the muon and pion within this region. Simulated coherent events typically deposit 220 PEU (Photon Equivalent Unit [37]) with an RMS spread of 40 PEU. Sixty percent

of the predicted background is removed by requiring the VA in the event to be less than 300 PEU with no loss of predicted signal.

Analysis strategy—In the models based on Adler’s theorem, coherent interactions are characterised by the low transfer of four-momentum to the nucleus. Referring to the diagram in Fig. 1(a), this quantity is defined to be

$$|t| = |(q - p_\pi)^2| = \left(\sum_{i=\mu,\pi} (E_i - p_i^L) \right)^2 + \left(\sum_{i=\mu,\pi} p_i^T \right)^2 \quad (2)$$

where the approximation that negligible energy is transferred to the nucleus has been made, and p^T and p^L are the transverse and longitudinal components of the particle’s momentum with respect to the direction of the neutrino beam. The microscopic models also predict events clustering at low values of $|t|$. This experimental observable is well defined regardless of the class of model under consideration. This analysis searches for an excess of events above background at low $|t|$. No attempt is made to fit any particular model to the data.

Sources of systematic uncertainty—The flux averaged cross section is given by $\langle \sigma_{coh} \rangle = (N_{sel} - N_{bg}) / \Phi N_T \epsilon$ where N_{sel} is the number of selected events, N_{bg} is the estimated number of background events, ϵ is the coherent event selection efficiency, N_T is the number of target carbon nuclei and Φ is the integrated T2K neutrino flux incident on FGD1. The largest uncertainties on the flux-averaged cross section arise from: the flux model, the background interaction model, the model for final state pion reinteractions within the detector, and the model for the VA. Estimates of the uncertainty on the coherent cross section are determined by varying model parameters within their uncertainties, and propagating the changes to the result.

The flux systematic uncertainty is evaluated by varying the shape and normalisation of the T2K flux prediction [24]. The uncertainties in the parameters of the background cross section models are constrained by previous measurements as implemented in the default configuration of the GENIE generator [5, 38]. The pion reinteraction uncertainty is evaluated by varying the total pion absorption and charge exchange cross sections within bounds defined by the difference between GEANT4 and published hadronic interaction data [39].

The VA uncertainty arises from two sources: the charge response of the FGD to energy deposition and the simulation of energy produced at the vertex in the charged current coherent π^+ background event sample. The former was studied by comparing the charge response of the FGD to protons stopping in the FGD fiducial volume in data and Monte Carlo. The simulation was found to underestimate the average measured charge deposit by 10% and this was taken to be the systematic uncertainty in the FGD charge response.

The average VA of the simulated coherent background control sample was lower than that observed in the data. The issue of multi-nucleon knockout effects in neutrino scattering has recently received much attention (see, for example, [40, 41]). Such effects would eject low momentum protons into the region around the vertex, increasing the average VA. Indeed, the simulated VA distribution can be made to agree better with background data by adding VA consistent with that deposited by a proton with kinetic energy distributed uniformly between 20 and 225 MeV to 25% of background events with a neutron target. The MINER ν A experiment reported a similar observation in a study of neutrino-nucleus quasi-elastic interactions [42, 43]. The uncertainty in the vertex activity model was derived by switching this addition on and off. No correction is applied for this effect in deriving the cross section or significance of the signal. This is the dominant systematic uncertainty in the estimate of the background to the charged current coherent π^+ signal.

Background estimate—The estimated number of background interactions is constrained by fits to the data. The event sample was divided into a signal enriched sample, with $|t| < 0.15 (\text{GeV}/c)^2$ and $\text{VA} < 300 \text{ PEU}$; and two side-band regions. The first side-band is comprised of events which fail the VA cut ($|t| < 0.15 (\text{GeV}/c)^2$ and $\text{VA} > 300 \text{ PEU}$), while the second region contains events which fail the $|t|$ cut ($|t| > 0.15 (\text{GeV}/c)^2$ and $\text{VA} < 300 \text{ PEU}$). The Monte Carlo predicts a $|t|$ resolution for signal events of less than $0.02 (\text{GeV}/c)^2$. The signal enriched region was defined to include more than 99% of the coherent signal predicted by either model. Events in the side-band samples were then sorted into bins of reconstructed invariant mass, W . Template distributions of pion momenta were formed for each W bin and scale factors estimated by fitting the normalisation of each W bin to the data. The variation in W was constrained by the covariance matrices encoding the effects of the variation in the systematic parameters described above.

The scale factors resulting from the fit to the side-bands were constant at 89% over the full W -range. The pre-fit incoherent background prediction was thereby reduced from 88 events to 78 ± 18 . The fractional uncertainties in the background estimate from these sources of uncertainty are shown in Table I.

Results—The distribution of $|t|$ for the data and the predicted background, both after the VA cut is applied, is shown in Fig. 2. There is a clear excess of events in the data at low $|t|$ that is consistent with a charged current coherent π^+ production signal, while the shape of the high $|t|$ region is consistent with the background prediction. The total number of events observed in the signal region in the data is 123. After background subtraction, the number of coherent events in the data is 45 ± 18 . The significance of observing such an excess of events is 2.2σ

Systematic Source	Fractional error	Fractional error
	on background	on $\langle \sigma_{coh}^{rest} \rangle$
Flux model	0.05	0.10
Background model	0.14	0.25
Pion reinteractions	+0.05 -0.01	+0.14 -0.05
Vertex activity model	0.19	0.28
FGD Charge scale	0.06	0.15

TABLE I. Summary of the fractional systematic uncertainties on the background estimate and on the phase space restricted charged current coherent flux averaged cross section ($\langle \sigma_{coh}^{rest} \rangle$).

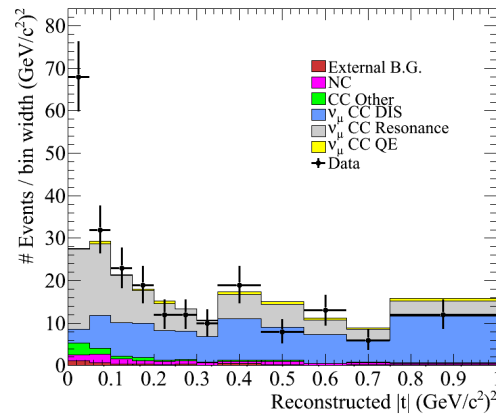


FIG. 2. The reconstructed $|t|$ distribution after the VA cut and the background tuning procedure have been applied. The errors on the data are statistical only, and the uncertainty on the tuned model is not shown. The model's prediction of the coherent contribution has been removed from the plot. The small external background component contains events that occur outside the FGD1 fiducial volume, such as interactions occurring in the surrounding magnet volume.

with a p-value of 0.014.

The model-dependent efficiency for selecting coherent events in the restricted phase space ($p_{\mu,\pi} > 0.18 \text{ GeV}/c$, $\theta_{\mu,\pi} < 70^\circ$ and $p_\pi < 1.6 \text{ GeV}/c$) is 38% (42%) if the Rein-Sehgal (Alvarez-Ruso *et al.*) model is used. The difference between efficiency arises from the effect of the particle identification criterion applied to differing pion kinematic distributions in the models. The cross section for scattering to the restricted phase-space is $(3.2 \pm 0.8(\text{stat})_{-1.2}^{+1.3}(\text{sys})) \times 10^{-40} \text{ cm}^2/^{12}\text{C nucleus}$ using the Rein-Sehgal model, and $(2.9 \pm 0.7(\text{stat})_{-1.1}^{+1.1}(\text{sys})) \times 10^{-40} \text{ cm}^2/^{12}\text{C nucleus}$ using the model from Alvarez-Ruso *et al.* These should be compared to the predictions of $5.3 \times 10^{-40} \text{ cm}^2/^{12}\text{C nucleus}$ and $4.5 \times 10^{-40} \text{ cm}^2/^{12}\text{C nucleus}$ from the models by Rein-Sehgal and Alvarez-Ruso *et al.*, respectively. The fractional uncertainty on these estimates from each of the main sources of systematic error are shown in Table I. There is no guidance for the uncertainty of the coherent models in

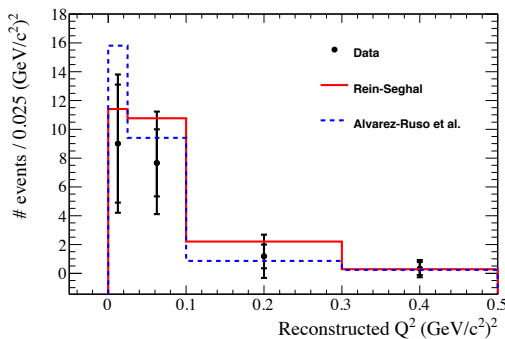


FIG. 3. The reconstructed Q^2 distribution after background subtraction. The inner error bars represent the statistical uncertainty on the data before background subtraction and the outer the total uncertainty which also includes systematic effects. Correlations between bins are not reflected in the uncertainty displayed on the figure. The last bin is an overflow bin, containing all events with reconstructed Q^2 greater than $0.3 (\text{GeV}/c)^2$.

the T2K neutrino energy regime and so we do not include a systematic uncertainty for the signal event selection efficiency in the cross section measurement. Fig. 3 shows the background subtracted reconstructed Q^2 distribution compared to the two models.

Total flux-averaged cross sections may be estimated by correcting these results by the fraction of the full phase space contained within the restricted phase space region predicted by the model. The total flux-averaged cross section is therefore inherently dependent on the signal model. The correction required for the two models is 1.20 for the Rein-Sehgal model and 1.17 for the Alvarez-Ruso *et al.* model, leading to the total flux-averaged charged current coherent scattering cross section of $(3.9 \pm 1.0(\text{stat})_{-1.4}^{+1.5}(\text{sys})) \times 10^{-40} \text{ cm}^2 / ^{12}\text{C nucleus}$ for the Rein-Sehgal model and $(3.3 \pm 0.8(\text{stat})_{-1.2}^{+1.3}(\text{sys})) \times 10^{-40} \text{ cm}^2 / ^{12}\text{C nucleus}$ in the context of the Alvarez-Ruso *et al.* model. These should be compared to the predictions of $6.4 \times 10^{-40} \text{ cm}^2 / ^{12}\text{C nucleus}$ and $5.3 \times 10^{-40} \text{ cm}^2 / ^{12}\text{C nucleus}$ from the Rein-Sehgal and Alvarez-Ruso *et al.* models, respectively.

It should be noted that T2K oscillation analyses utilise a version of the NEUT event generator which has undergone extensive tuning with non-T2K neutrino scattering data and then fitted to T2K near detector data [44]. This predicts a total charged current coherent scattering flux-averaged cross section of $6.7 \times 10^{-40} \text{ cm}^2 / ^{12}\text{C nucleus}$, consistent with the measurement reported here. By contrast, the standard untuned NEUT predicts a total charged current coherent scattering flux-averaged cross section of $15.3 \times 10^{-40} \text{ cm}^2 / ^{12}\text{C nucleus}$. The discrepancy with GENIE arises from the differing implementations of the pion-nucleus cross section.

Conclusion—T2K has made the first measurement of

the cross section for charged current coherent production of a pion from carbon nuclei for neutrino energies less than 1.5 GeV. This has been presented both in the restricted final state phase space ($p_{\mu,\pi} > 0.18 \text{ GeV}/c$, $\theta_{\mu,\pi} < 70^\circ$ and $p_\pi < 1.6 \text{ GeV}/c$) and the total final state phase space. This result disagrees with the null results reported previously by the K2K [19] and SciBooNE [20] experiments. These measurements have been compared to the standard Rein-Sehgal model and, for the first time, an instance of the class of microscopic models. While T2K observes a clear excess above background the measured flux-averaged cross sections are below those predicted by both the Rein-Sehgal and the Alvarez-Ruso *et al.* models. The statistical precision is insufficient to distinguish between the models.

We thank the J-PARC staff for superb accelerator performance and the CERN NA61 Collaboration for providing valuable particle production data. We acknowledge the support of MEXT, Japan; NSERC (Grant No. SAPPJ-2014-00031), NRC and CFI, Canada; CEA and CNRS/IN2P3, France; DFG, Germany; INFN, Italy; National Science Centre (NCN), Poland; RSF, RFBR and MES, Russia; MINECO and ERDF funds, Spain; SNSF and SERI, Switzerland; STFC, UK; and DOE, USA. We also thank CERN for the UA1/NOMAD magnet, DESY for the HERA-B magnet mover system, NII for SINET4, the WestGrid and SciNet consortia in Compute Canada, and GridPP in the United Kingdom. In addition, participation of individual researchers and institutions has been further supported by funds from ERC (FP7), H2020 Grant No. RISE-GA644294-JENNIFER, EU; JSPS, Japan; Royal Society, UK; and the DOE Early Career program, USA.

* affiliated member at Kavli IPMU (WPI), the University of Tokyo, Japan

† also at National Research Nuclear University "MEPhI" and Moscow Institute of Physics and Technology, Moscow, Russia

‡ also at JINR, Dubna, Russia

§ also at J-PARC, Tokai, Japan

¶ also at BMCC/CUNY, Science Department, New York, New York, U.S.A.

** deceased

†† also at Institute of Particle Physics, Canada

[1] S. L. Adler, Phys. Rev. **135** (1964).

[2] A. Belkov and B. Kopeliovich, Sov. J. Nucl. Phys. **46** (1987).

[3] C. Berger and L. M. Sehgal, Phys. Rev. D **79**, 053003 (2009).

[4] E. A. Paschos and D. Schalla, Phys. Rev. D **80**, 033005 (2009).

[5] C. Andreopoulos *et al.*, Nucl. Instrum. Meth. **A614**, 87 (2010), arXiv:0905.2517 [hep-ph].

[6] D. Rein and L. Sehgal, Nucl. Phys. **B223** (1983).

- [7] E. Hernandez, J. Nieves, and M. J. VicenteVacas, *Phys.Rev.* **D80**, 013003 (2009), [arXiv:0903.5285 \[hep-ph\]](#).
- [8] E. Hernandez, J. Nieves, and M. Valverde, *Phys. Rev.* **D82**, 077303 (2010), [arXiv:1007.3685 \[hep-ph\]](#).
- [9] J. E. Amaro, E. Hernandez, J. Nieves, and M. Valverde, *Phys.Rev.* **D79**, 013002 (2009), [arXiv:0811.1421 \[hep-ph\]](#).
- [10] S. K. Singh, M. S. Athar, and S. Ahmad, *Phys.Rev.Lett.* **96**, 241801 (2006).
- [11] L. Alvarez-Ruso, L. S. Geng, S. Hirenzaki, and M. J. VicenteVacas, *Phys.Rev.* **C75**, 055501 (2007), [arXiv:nucl-th/0701098 \[nucl-th\]](#).
- [12] T. Leitner, U. Mosel, and S. Winkelmann, *Phys.Rev.* **C79**, 057601 (2009), [arXiv:0901.2837 \[nucl-th\]](#).
- [13] S. X. Nakamura, T. Sato, T. S. H. Lee, B. Szczerbinska, and K. Kubodera, *Phys.Rev.* **C81**, 035502 (2010), [arXiv:0910.1057 \[nucl-th\]](#).
- [14] P. P. Allport *et al.* (BEBC WA59), *Z. Phys.* **C43**, 523 (1989).
- [15] P. Vilain *et al.* (CHARM-II), *Phys.Lett.* **B313**, 267 (1993).
- [16] H. J. Grabosch *et al.* (SKAT), *Z.Phys.* **C31**, 203 (1986).
- [17] S. Willocq *et al.* (E632), *Phys.Rev.* **D47**, 2661 (1993).
- [18] R. Acciarri *et al.* (ArgoNeUT), *Phys. Rev. Lett.* **113**, 261801 (2014), [Corrigendum: *Phys. Rev. Lett.* 114, no.3, 039901 (2015)], [arXiv:1408.0598 \[hep-ex\]](#).
- [19] M. Hasegawa *et al.* (K2K), *Phys.Rev.Lett.* **95**, 252301 (2005), [arXiv:hep-ex/0506008 \[hep-ex\]](#).
- [20] K. Hiraide *et al.* (SciBooNE), *Phys.Rev.* **D78**, 112004 (2008), [arXiv:0811.0369 \[hep-ex\]](#).
- [21] A. Higuera *et al.* (MINERvA), *Phys.Rev.Lett.* **113**, 261802 (2014), [arXiv:1409.3835 \[hep-ex\]](#).
- [22] Note that the official version of GENIE 2.6.4 incorporates an error in the calculation of the pion-nucleus cross section. This error was fixed in GENIE versions 2.8.2 and beyond. The error has also been fixed for the version of 2.6.4 used in the current analysis.
- [23] K. Abe *et al.* (T2K), *Nucl.Instrum.Meth.* **A659**, 106 (2011), [arXiv:1106.1238 \[physics.ins-det\]](#).
- [24] K. Abe *et al.* (T2K), *Phys.Rev.* **D87**, 012001 (2013), [arXiv:1211.0469 \[hep-ex\]](#).
- [25] S. Assylbekov, G. Barr, B. E. Berger, H. Berns, D. Beznosko, *et al.*, *Nucl.Instrum.Meth.* **A686**, 48 (2012), [arXiv:1111.5030 \[physics.ins-det\]](#).
- [26] P. A. Amaudruz *et al.* (T2K ND280 FGD), *Nucl.Instrum.Meth.* **A696**, 1 (2012), [arXiv:1204.3666 \[physics.ins-det\]](#).
- [27] N. Abgrall *et al.* (T2K ND280 TPC), *Nucl.Instrum.Meth.* **A637**, 25 (2011), [arXiv:1012.0865 \[physics.ins-det\]](#).
- [28] D. Allan *et al.* (T2K UK), *JINST* **8**, P10019 (2013), [arXiv:1308.3445 \[physics.ins-det\]](#).
- [29] S. Aoki, G. Barr, M. Batkiewicz, J. Blocki, J. D. Brinson, *et al.*, *Nucl.Instrum.Meth.* **A698**, 135 (2013), [arXiv:1206.3553 \[physics.ins-det\]](#).
- [30] C. Llewellyn-Smith, *Phys. Rep.* **3** (1972).
- [31] A. Bodek and J. L. Ritchie, *Phys.Rev.* **D23**, 1070 (1981).
- [32] D. Rein and L. M. Sehgal, *Annals Phys.* **133**, 79 (1981).
- [33] A. Bodek, I. Park, and U. Yang, *Nucl.Phys.Proc.Suppl.* **139**, 113 (2005), [arXiv:hep-ph/0411202 \[hep-ph\]](#).
- [34] T. Yang, C. Andreopoulos, H. Gallagher, K. Hoffman, and P. Kehayias, *Eur.Phys.J.* **C63**, 1 (2009), [arXiv:0904.4043 \[hep-ph\]](#).
- [35] K. Abe *et al.* (T2K), *Phys.Rev.* **D87**, 092003 (2013), [arXiv:1302.4908 \[hep-ex\]](#).
- [36] FGD1 also contains hydrogen. Pure diffractive scattering from the protons can occur which, at low Q^2 , may result in a similar final state to that produced by coherent interactions on nuclei. The contribution of diffractive scattering from hydrogen to the selected event sample was estimated to be less than 5%.
- [37] A Photon Equivalent Unit is a measure of the response of the FGD to single photons. A single PEU corresponds to a deposited energy of 0.046 MeV.
- [38] P. Rodrigues, C. Wilkinson, and K. McFarland, (2016), [arXiv:1601.01888 \[hep-ex\]](#).
- [39] D. Ashery, I. Navon, G. Azuelos, H. K. Walter, H. J. Pfeiffer, *et al.*, *Phys.Rev.* **C23**, 2173 (1981).
- [40] M. Martini, M. Ericson, G. Chanfray, and J. Marteau, *Phys. Rev.* **C81**, 045502 (2010), [arXiv:1002.4538 \[hep-ph\]](#).
- [41] J. Nieves, M. Valverde, and M. J. VicenteVacas, *Phys. Rev.* **C73**, 025504 (2006), [arXiv:hep-ph/0511204 \[hep-ph\]](#).
- [42] G. A. Fiorentini *et al.* (MINERvA), *Phys.Rev.Lett.* **111**, 022502 (2013), [arXiv:1305.2243 \[hep-ex\]](#).
- [43] P. A. Rodrigues *et al.* (MINERvA), *Phys. Rev. Lett.* **116**, 071802 (2016), [arXiv:1511.05944 \[hep-ex\]](#).
- [44] K. Abe *et al.* (T2K), *Phys. Rev.* **D88**, 032002 (2013), [arXiv:1304.0841 \[hep-ex\]](#).