



Hattawy, M. et al. (2017) First exclusive measurement of deeply virtual compton scattering off He4: toward the 3D tomography of nuclei. *Physical Review Letters*, 119(20), 202004.

There may be differences between this version and the published version. You are advised to consult the publisher's version if you wish to cite from it.

<http://eprints.gla.ac.uk/152342/>

Deposited on: 24 November 2017

Enlighten – Research publications by members of the University of Glasgow
<http://eprints.gla.ac.uk>

First Exclusive Measurement of Deeply Virtual Compton Scattering off ^4He : Toward the 3D Tomography of Nuclei

M. Hattawy,^{1,22} N.A. Baltzell,^{1,37} R. Dupré,^{1,22,*} K. Hafidi,¹ S. Stepanyan,³⁷ S. Bültmann,³¹ R. De Vita,¹⁹ A. El Alaoui,^{1,38} L. El Fassi,²⁷ H. Egiyan,³⁷ F.X. Girod,³⁷ M. Guidal,²² D. Jenkins,⁴³ S. Liuti,⁴² Y. Perrin,²⁶ B. Torayev,³¹ E. Voutier,^{26,22} K.P. Adhikari,²⁷ S. Adhikari,¹² D. Adikaram,^{31,†} Z. Akbar,¹³ M.J. Amarian,³¹ S. Anefalos Pereira,¹⁸ Whitney R. Armstrong,¹ H. Avakian,³⁷ J. Ball,⁷ M. Bashkanov,³⁹ M. Battaglieri,¹⁹ V. Batourine,³⁷ I. Bedlinskiy,²³ A.S. Biselli,¹⁰ S. Boiarinov,³⁷ W.J. Briscoe,¹⁵ W.K. Brooks,³⁸ V.D. Burkert,³⁷ Frank Thanh Cao,⁹ D.S. Carman,³⁷ A. Celentano,¹⁹ G. Charles,³¹ T. Chetry,³⁰ G. Ciullo,^{17,11} L. Clark,⁴⁰ L. Colaneri,²² P.L. Cole,¹⁶ M. Contalbrigo,¹⁷ O. Cortes,¹⁶ V. Crede,¹³ A. D'Angelo,^{20,33} N. Dashyan,⁴⁵ E. De Sanctis,¹⁸ A. Deur,³⁷ C. Djalali,³⁵ L. Elouadrhiri,³⁷ P. Eugenio,¹³ G. Fedotov,^{35,34} S. Fegan,^{40,‡} R. Fersch,^{8,44} A. Filippi,²¹ J.A. Fleming,³⁹ T.A. Forest,¹⁶ A. Fradi,^{22,§} M. Garçon,⁷ N. Gevorgyan,⁴⁵ Y. Ghandilyan,⁴⁵ G.P. Gilfoyle,³² K.L. Giovanetti,²⁴ C. Gleason,³⁵ W. Gohn,^{9,¶} E. Golovatch,³⁴ R.W. Gothe,³⁵ K.A. Griffioen,⁴⁴ L. Guo,^{12,37} H. Hakobyan,^{38,45} C. Hanretty,^{37,13} N. Harrison,³⁷ D. Heddle,^{8,37} K. Hicks,³⁰ M. Holtrop,²⁸ S.M. Hughes,³⁹ D.G. Ireland,⁴⁰ B.S. Ishkhanov,³⁴ E.L. Isupov,³⁴ H. Jiang,³⁵ K. Joo,⁹ S. Joosten,³⁶ D. Keller,^{42,30} G. Khachatryan,⁴⁵ M. Khachatryan,³¹ M. Khandaker,^{29,**} A. Kim,⁹ W. Kim,²⁵ A. Klein,³¹ F.J. Klein,⁶ V. Kubarovskiy,³⁷ S.E. Kuhn,³¹ S.V. Kuleshov,^{38,23} L. Lanza,²⁰ P. Lenisa,¹⁷ K. Livingston,⁴⁰ H.Y. Lu,³⁵ I. J. D. MacGregor,⁴⁰ N. Markov,⁹ M. Mayer,³¹ M.E. McCracken,⁵ B. McKinnon,⁴⁰ C.A. Meyer,⁵ Z.E. Meziani,³⁶ T. Mineeva,^{38,9} M. Mirazita,¹⁸ V. Mokeev,³⁷ R.A. Montgomery,⁴⁰ H. Moutarde,⁷ A. Movsisyan,¹⁷ C. Munoz Camacho,²² P. Nadel-Turonski,³⁷ L.A. Net,³⁵ S. Niccolai,²² G. Niculescu,²⁴ I. Niculescu,²⁴ M. Osipenko,¹⁹ A.I. Ostrovidov,¹³ M. Paolone,³⁶ R. Parenduzyan,^{28,45} K. Park,^{37,35} E. Pasyuk,^{37,2} E. Phelps,³⁵ W. Phelps,¹² S. Pisano,^{18,22} O. Pogorelko,²³ J.W. Price,³ Y. Prok,^{31,42} D. Protopopescu,⁴⁰ M. Ripani,¹⁹ B.G. Ritchie,² A. Rizzo,^{20,33} G. Rosner,⁴⁰ P. Rossi,^{37,18} F. Sabatié,⁷ C. Salgado,²⁹ R.A. Schumacher,⁵ E. Seder,⁹ Y.G. Sharabian,³⁷ A. Simonyan,⁴⁵ Iu. Skorodumina,^{35,34} G.D. Smith,³⁹ D. Sokhan,^{40,39} N. Sparveris,³⁶ S. Strauch,³⁵ M. Taiuti,^{14,‡} M. Ungaro,^{37,9} H. Voskanyan,⁴⁵ N.K. Walford,⁶ D.P. Watts,³⁹ X. Wei,³⁷ L.B. Weinstein,³¹ M.H. Wood,⁴ N. Zachariou,³⁹ L. Zana,^{39,28} J. Zhang,⁴² and Z.W. Zhao^{31,35}

(The CLAS Collaboration)

¹Argonne National Laboratory, Argonne, Illinois 60439

²Arizona State University, Tempe, Arizona 85287-1504

³California State University, Dominguez Hills, Carson, CA 90747

⁴Canisius College, Buffalo, NY

⁵Carnegie Mellon University, Pittsburgh, Pennsylvania 15213

⁶Catholic University of America, Washington, D.C. 20064

⁷Irfu/SPhN, CEA, Université Paris-Saclay, 91191 Gif-sur-Yvette, France

⁸Christopher Newport University, Newport News, Virginia 23606

⁹University of Connecticut, Storrs, Connecticut 06269

¹⁰Fairfield University, Fairfield CT 06824

¹¹Universita' di Ferrara, 44121 Ferrara, Italy

¹²Florida International University, Miami, Florida 33199

¹³Florida State University, Tallahassee, Florida 32306

¹⁴Università di Genova, 16146 Genova, Italy

¹⁵The George Washington University, Washington, DC 20052

¹⁶Idaho State University, Pocatello, Idaho 83209

¹⁷INFN, Sezione di Ferrara, 44100 Ferrara, Italy

¹⁸INFN, Laboratori Nazionali di Frascati, 00044 Frascati, Italy

¹⁹INFN, Sezione di Genova, 16146 Genova, Italy

²⁰INFN, Sezione di Roma Tor Vergata, 00133 Rome, Italy

²¹INFN, Sezione di Torino, 10125 Torino, Italy

²²Institut de Physique Nucléaire, CNRS/IN2P3 and Université Paris Sud, Orsay, France

²³Institute of Theoretical and Experimental Physics, Moscow, 117259, Russia

²⁴James Madison University, Harrisonburg, Virginia 22807

²⁵Kyungpook National University, Daegu 41566, Republic of Korea

²⁶LPSC, Université Grenoble-Alpes, CNRS/IN2P3, Grenoble, France

²⁷Mississippi State University, Mississippi State, MS 39762-5167

²⁸University of New Hampshire, Durham, New Hampshire 03824-3568

²⁹Norfolk State University, Norfolk, Virginia 23504

³⁰Ohio University, Athens, Ohio 45701

³¹Old Dominion University, Norfolk, Virginia 23529

³²University of Richmond, Richmond, Virginia 23173

³³Universita' di Roma Tor Vergata, 00133 Rome Italy

³⁴Skobeltsyn Institute of Nuclear Physics, Lomonosov Moscow State University, 119234 Moscow, Russia

³⁵University of South Carolina, Columbia, South Carolina 29208

³⁶Temple University, Philadelphia, PA 19122

³⁷Thomas Jefferson National Accelerator Facility, Newport News, Virginia 23606

³⁸Universidad Técnica Federico Santa María, Casilla 110-V Valparaíso, Chile

³⁹Edinburgh University, Edinburgh EH9 3JZ, United Kingdom

⁴⁰University of Glasgow, Glasgow G12 8QQ, United Kingdom

⁴¹Virginia Tech, Blacksburg, Virginia 24061-0435

⁴²University of Virginia, Charlottesville, Virginia 22901

⁴³Virginia Polytechnic Institute and State University, Blacksburg, Virginia, 24061

⁴⁴College of William and Mary, Williamsburg, Virginia 23187-8795

⁴⁵Yerevan Physics Institute, 375036 Yerevan, Armenia

(Dated: July 12, 2017)

We report on the first measurement of the beam-spin asymmetry in the exclusive process of coherent deeply virtual Compton scattering off a nucleus. The experiment used the 6 GeV electron beam from the CEBAF accelerator at Jefferson Lab incident on a pressurized ^4He gaseous target placed in front of the CEBAF Large Acceptance Spectrometer (CLAS). The scattered electron was detected by CLAS and the photon by a dedicated electromagnetic calorimeter at forward angles. To ensure the exclusivity of the process, a specially designed radial time projection chamber was used to detect the recoiling ^4He nuclei. We measured beam-spin asymmetries larger than those observed on the free proton in the same kinematic domain. From these, we were able to extract, in a model-independent way, the real and imaginary parts of the only ^4He Compton form factor, \mathcal{H}_A . This first measurement of coherent deeply virtual Compton scattering on the ^4He nucleus, with a fully exclusive final state via nuclear recoil tagging, leads the way toward 3D imaging of the partonic structure of nuclei.

PACS numbers: Valid PACS appear here

The generalized parton distribution (GPD) framework offers the opportunity to obtain information about the momentum and spatial degrees of freedom of the quarks and gluons inside hadrons [1–5]. In impact parameter space the GPDs are indeed interpreted as a tomography of the transverse plane for partons carrying a given fraction of the proton longitudinal momentum [6–9]. The most promising way to access GPDs experimentally is through the measurement of deeply virtual Compton scattering (DVCS), *i.e.*, the hard exclusive electroproduction of a real photon on a hadron. While other processes are also known to be sensitive to GPDs, the measurement of DVCS is considered the cleanest probe and has been the focus of efforts at Jefferson Lab, HERA, and CERN [10–24]. The vast majority of these measurements focused on the study of the proton and allowed for an extraction of its three-dimensional image (for reviews of

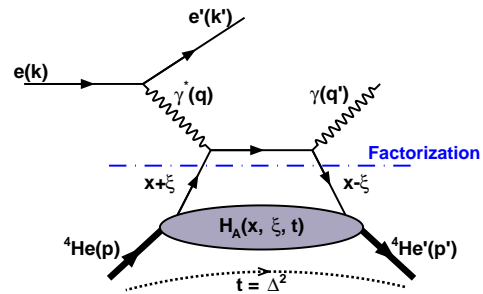


FIG. 1: Representation of the leading-order handbag diagram of the DVCS process off ^4He .

the field, see [25–30]). These recent developments could also be applicable to nuclei, giving access to novel information about nuclear structure in terms of quarks and gluons [31–34]. Such a study of the 3D structure of nuclei appears to be especially interesting in light of the large, yet unresolved, nuclear effects observed in nuclear parton distribution functions [35–37]. The results presented in this letter demonstrate the feasibility of such an approach and constitute the first step toward a tomography of nuclei.

Figure 1 illustrates the handbag diagram for coherent DVCS on ^4He , where the four-vectors of the electrons, photons, and ^4He are denoted by k/k' , q/q' , and

*corresponding author: dupre@ipno.in2p3.fr

†Current address: Thomas Jefferson National Accelerator Facility, Newport News, Virginia 23606

‡Current address: INFN, Sezione di Genova, 16146 Genova, Italy

§Current address: Faculty of Sciences of Gabes, Department of Physics, 6072-Gabes, Tunisia

¶Current address: University of Kentucky, Lexington, Kentucky 40506

**Current address: Idaho State University, Pocatello, Idaho 83209

p/p' respectively. For large virtual photon 4-momentum squared, $Q^2 = -(k - k')^2$, and small squared momentum transfer, $t = (p - p')^2$, the DVCS handbag diagram can be factorized into two parts [38, 39]. The hard part includes the photon-quark interaction and is calculable in perturbative QED. The non-perturbative part is parametrized in terms of GPDs, which embed the partonic structure of the hadron. The GPDs depend on the three variables x , ξ , and t . ξ relates to the Bjorken variable x_A : $\xi \approx \frac{x_A}{2-x_A}$, where $x_A = \frac{Q^2}{2M_A\nu}$, ν is the energy of the virtual photon, and M_A is the nuclei mass. x is the quark's internal loop momentum fraction and cannot be accessed experimentally in DVCS. We in fact measure Compton form factors (CFF), which are complex quantities defined as:

$$\Re(\mathcal{H}_A) = \mathcal{P} \int_0^1 dx [H_A(x, \xi, t) - H_A(-x, \xi, t)] C^+(x, \xi), \quad (1)$$

$$\Im(\mathcal{H}_A) = -\pi(H_A(\xi, \xi, t) - H_A(-\xi, \xi, t)), \quad (2)$$

with H_A a GPD, \mathcal{P} the Cauchy principal value integral, and a coefficient function $C^+ = \frac{1}{x-\xi} + \frac{1}{x+\xi}$.

Until now, the only available data on nuclear DVCS were from the HERMES experiment [12]. In this experiment, the exclusivity of the reaction was obtained through kinematic cuts using only the measured scattered electron and real photon. This measurement was performed on a large set of nuclei (${}^4\text{He}$, ${}^{14}\text{N}$, ${}^{20}\text{Ne}$, ${}^{85}\text{Kr}$ and ${}^{131}\text{Xe}$), but contamination from incoherent processes can be suspected to influence the results significantly [40]. The direct detection of the recoil nucleus can however guarantee that the nucleus remains intact.

The ${}^4\text{He}$ nucleus is an ideal experimental target for nuclear DVCS, as it is light enough to be detected by our experimental setting, while it is subject to interesting nuclear effects [41]. Its spin-zero also leads to an important simplification, as a spin-zero hadron is parametrized by only one chiral even GPD ($H_A(x, \xi, t)$) at leading-twist, while four GPDs arise for the spin- $\frac{1}{2}$ nucleon. This significantly simplifies the interpretation of the data and allows a model independent extraction of the ${}^4\text{He}$ CFF (\mathcal{H}_A) presented at the end of this letter.

The CEBAF Large Acceptance Spectrometer (CLAS) in Hall B at Jefferson Lab [42] has been previously supplemented with an inner calorimeter (IC) and a solenoid magnet to measure DVCS observables on the nucleon [17, 19, 20, 22, 23]. The IC extended the photon detection acceptance of CLAS to polar angles as low as 4° . The 5-T solenoid magnet acted as a guiding field for the low-energy Møller electrons that were absorbed in a heavy shield placed around the beam line.

In the kinematic range of the present experiment, the recoil ${}^4\text{He}$ nuclei have low momentum, averaging 300 MeV. CLAS could not detect such low-energy α particles, so in order to ensure the exclusivity of the measurement,

we built a small and light radial time projection chamber (RTPC). The RTPC was a 20-cm-long cylinder with a diameter of 15 cm, positioned in the solenoid magnet. In the center of the RTPC was the target cell, a 25-cm-long and 6-mm-diameter Kapton tube with 27- μm -thick walls filled with gaseous ${}^4\text{He}$ at 6 atm (see [43] for a detailed description of the RTPC and its performances). The experiment (E08-024) [44] collected data over 40 days at the end of 2009 using a nearly 100% duty factor, longitudinally polarized electron beam ($83.7 \pm 3.5\%$ polarization [45]) at an energy of 6.064 GeV. The RTPC was calibrated specifically for the detection of ${}^4\text{He}$ nuclei using elastic scattering ($e^4\text{He} \rightarrow e'^4\text{He}$) with a 1.2 GeV electron beam.

To identify coherent DVCS events, we first selected events where one electron, one ${}^4\text{He}$, and at least one photon were detected in the final state. Electrons were identified using their measured momentum, light yield, time, and energy obtained from the CLAS drift chambers, Čerenkov counters, scintillator counters, and electromagnetic calorimeters, respectively. The recoiling ${}^4\text{He}$ nuclei were identified in the RTPC using time and energy-loss cuts for tracks in the fiducial region [46]. In addition, we applied a vertex-matching cut to ensure that the electron and helium nucleus originated from a common reaction vertex in the target cell. The photons were detected in either the IC or the CLAS electromagnetic calorimeters. Note that even though the DVCS reaction has only one real photon in the final state, events with more than one good photon were not discarded at this stage. These were mainly caused by accidental coincidences of soft photons and did not directly affect this measurement, as only the most energetic photon of an event was considered a DVCS photon candidate. This prescription however slightly increased the corrections associated with the π^0 and the accidental backgrounds discussed below.

We selected events with Q^2 greater than 1 GeV^2 for which the DVCS handbag diagram is believed to be dominant. Then the exclusivity of the reaction was ensured by applying a set of cuts on the following kinematic variables: the coplanarity angle $\Delta\phi$ between the (γ, γ^*) and $(\gamma^*, {}^4\text{He}')$ planes, the missing energy, mass, and transverse momentum of the $e'^4\text{He}'\gamma$ system, the missing mass squared of the $e'^4\text{He}'$ system, and the angle θ between the measured photon and the missing momentum of the $e'^4\text{He}'$ system. The experimental data for the most relevant exclusivity variables and applied cuts are shown in Fig. 2 (see [46] for additional details). We also rejected events where a π^0 was identified by the invariant mass of two photons. About 3200 events passed all these re-

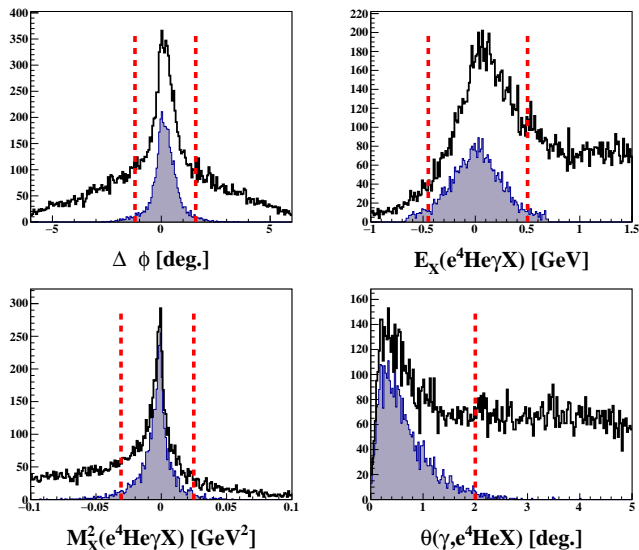


FIG. 2: Four of the six coherent DVCS exclusivity cuts. The black distributions represent the initial candidate events, while the shaded distributions represent those that passed all of the exclusivity cuts except the quantity plotted. The vertical red lines represent the applied cuts. The distributions from left to right and from top to bottom are: coplanarity angle $\Delta\phi$, missing energy E_X , missing-mass-squared M_X^2 , and the cone angle θ between the measured photon and the missing momentum of the $e'^4\text{He}'$ system.

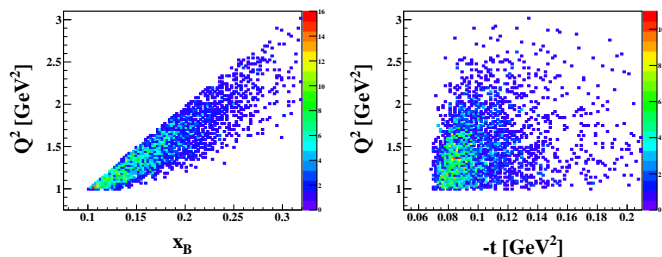


FIG. 3: Coherent DVCS event distributions for Q^2 after exclusivity cuts. The distributions are shown as a function of Bjorken variable x_B (left) and as a function of squared-momentum transfer $-t$ (right).

quirements, their kinematic distributions¹ are shown in Fig. 3.

We identified two main backgrounds, accidental coincidences and exclusive coherent π^0 production. The accidentals have particles originating from different events, and we estimated their contribution to be 4.1% of the data sample. We evaluated this contribution by selecting events passing all the cuts but with the scattered

electron and ^4He originating from different vertices. The π^0 production can be mistaken for DVCS when one of the two photons from the π^0 decay is produced at low-energy in the laboratory frame and remains undetected. To estimate the effect of this contamination, we developed an event generator tuned on the experimental yield of exclusive π^0 with two photons measured. We used this generator together with a GEANT3 simulation of our detectors to estimate the ratio of the number of π^0 events where the two photons are detected to those that are misidentified as DVCS events. This ratio is then multiplied by the measured yield of exclusive π^0 events to correct the DVCS data. Depending on the kinematics, we found contaminations of 2 to 4%.

In this work, the physics observable extracted using coherent DVCS events is the beam-spin asymmetry, A_{LU} . On an unpolarized target, A_{LU} is defined as the difference of cross sections for the reaction with opposite beam helicities normalized to the total cross section:

$$A_{LU} = \frac{d^4\sigma^+ - d^4\sigma^-}{d^4\sigma^+ + d^4\sigma^-}, \quad (3)$$

where $d^4\sigma^\pm$ is the DVCS differential cross section for positive (negative) beam helicity.

In this ratio, luminosity normalization and detector efficiencies largely cancel and A_{LU} can be extracted from the reaction yields for the two helicities (N^\pm):

$$A_{LU} = \frac{1}{P_B} \frac{N^+ - N^-}{N^+ + N^-}, \quad (4)$$

where P_B is the degree of longitudinal polarization of the incident electron beam.

There is an additional process contributing to the same final state as the DVCS, the so-called Bethe-Heitler (BH) process, where the real photon is emitted by the incoming or the outgoing lepton. The DVCS and BH processes are indistinguishable experimentally and the amplitude of electroproduction of real photons includes a sum of the amplitudes of these two processes. The BH amplitude depends on the target elastic form factors, which are well known in this kinematic region, while the DVCS amplitude depends on the GPDs we are trying to measure. For our kinematics, the cross section of real photon electroproduction is dominated by the BH contribution, while the DVCS contribution is very small. However, the DVCS contribution is enhanced in the observables sensitive to the interference term, *e.g.* A_{LU} . The three terms entering the cross section calculation, the squares of the BH and DVCS amplitudes and their interference term, depend on the azimuthal angle ϕ between the (e, e') and $(\gamma^*, ^4\text{He}')$ planes, as shown for the nucleon in Ref. [47] and for the spin-zero targets in Refs. [48, 49]. Based on this work, A_{LU} for a spin-zero hadron can be expressed

¹ We use here and for other results $x_B = \frac{Q^2}{2M_N\nu}$ with M_N the proton mass instead of x_A . This makes it easier to compare these results with the proton DVCS data available in the literature.

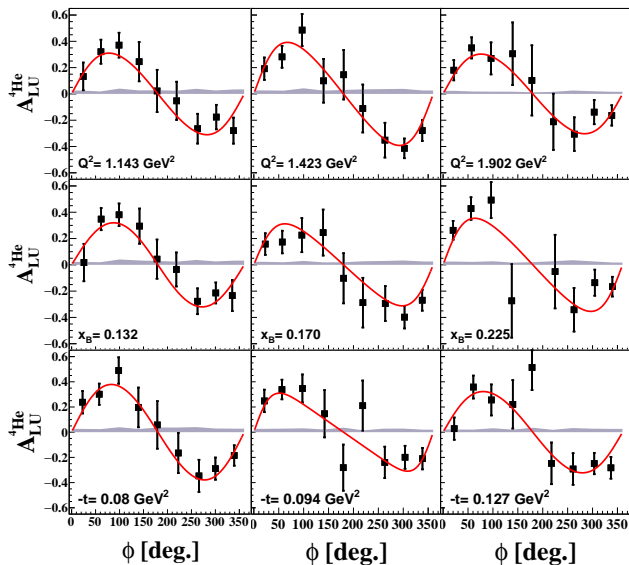


FIG. 4: A_{LU} as a function of azimuthal angle ϕ . Results are presented for different Q^2 bins (top panel), x_B bins (middle panel), and t bins (bottom panel). The error bars represent the statistical uncertainties. The grey bands represent the systematic uncertainties, including the normalization uncertainties. The red curves are the results of fits with Eq. (5).

at leading-twist as

$$A_{LU}(\phi) = \frac{\alpha_0(\phi) \Im m(\mathcal{H}_A)}{\alpha_1(\phi) + \alpha_2(\phi) \Re(\mathcal{H}_A) + \alpha_3(\phi) (\Re(\mathcal{H}_A)^2 + \Im(\mathcal{H}_A)^2)}. \quad (5)$$

Explicit expressions of the kinematic factors α_i are derived from expressions in Ref. [49] and are functions of Fourier harmonics in the azimuthal angle ϕ , the nuclear form factor $F_A(t)$ and kinematical factors. Using the different $\sin(\phi)$ and $\cos(\phi)$ contributions, both the imaginary and real parts of \mathcal{H}_A can be extracted unambiguously by fitting the $A_{LU}(\phi)$ distribution.

We present in Fig. 4 A_{LU} as a function of azimuthal angle ϕ and the kinematical variables Q^2 , x_B , and t . Due to limited statistics, these latter variables are studied separately with a two-dimensional data binning. The curves on the plots are fits using the function presented in Eq. (5), where the real and imaginary parts of the CFF \mathcal{H}_A are the only free parameters.

Studies of systematic uncertainties showed that the main contributions come from the choice of DVCS exclusivity cuts (8% systematic uncertainty) and the large binning size (5.1%). These values are relative and quoted for A_{LU} at $\phi = 90^\circ$. Added quadratically, the total systematic uncertainty is about 10% at 90° (or 0.03, absolute), which is significantly smaller than the statistical uncertainties at all kinematical bins.

In Fig. 5, the Q^2 , x_B , and t -dependencies of the fitted A_{LU} at $\phi = 90^\circ$ are shown. The comparison to HERMES

data shows that we obtain the same sign, but the size of the error bars and the difference of kinematics do not permit to say much more. The x_B and t -dependencies are also compared to theoretical calculations by S. Liuti and K. Taneja [50]. The model accounts for the effect of the nucleon virtuality (off-shellness) on the quark distribution. The calculations are at slightly different kinematics than the data but still allow us to draw some conclusions. The model appear to predict smaller asymmetries than observed. The difference may arise from the theoretical uncertainty in the determination of the crossing point where the parton nuclear distribution becomes larger than the nucleon one, and reverses the sign of the nuclear effect.

The Q^2 , x_B , and t dependencies of the ^4He CFF \mathcal{H}_A extracted from the fit to the azimuthal dependence of A_{LU} are shown in Fig. 6. The curves on the graphs are model calculations, labelled *convolution* and *off-shell*. In the convolution model [51], the nucleus is assumed to be composed of non-relativistic nucleons, each interacting independently with the probe. The Convolution-Dual model is based on nucleon GPDs from the dual parametrization [52], where the Convolution-VGG uses nucleon GPDs from the VGG model and is based on the double distributions ansatz [54]. The off-shell model is the same as in Fig. 5 using a more recent GPD model for the nucleon [55].

The results in Fig. 6 show that the extraction of the CFF from the A_{LU} is possible without model-dependent assumptions beyond leading-twist and leading-order dominance. The amplitude and the dependencies observed as a function of Q^2 , x_B , and t are in agreement with the theoretical expectations. One can see a difference between the precision of the extracted imaginary and real parts, which is due to α_2 being much smaller than α_1 in Eq. (5). While the precision of this measurement is not at a sufficient level to discriminate between the models, these results demonstrate the possibility of extracting the CFF of a spin-0 target directly from a A_{LU} measurement.

In summary, we have presented the first measurement of the beam-spin asymmetry of exclusive coherent DVCS off ^4He using the CLAS spectrometer supplemented with a RTPC. This setup allowed detection of the low-energy ^4He recoils in order to ensure an exclusive measurement of the coherent DVCS process. The azimuthal dependence of the measured A_{LU} has been used to extract, in a model-independent way, the real and the imaginary parts of the ^4He CFF, \mathcal{H}_A . The extracted CFF is in agreement with predictions of the available models. This first fully exclusive experiment opens new perspectives for studying nuclear structure with the GPD framework and paves the way for future measurements at JLab using 12 GeV CEBAF and upgraded equipment.

The authors thank the staff of the Accelerator and Physics Divisions at the Thomas Jefferson National Ac-

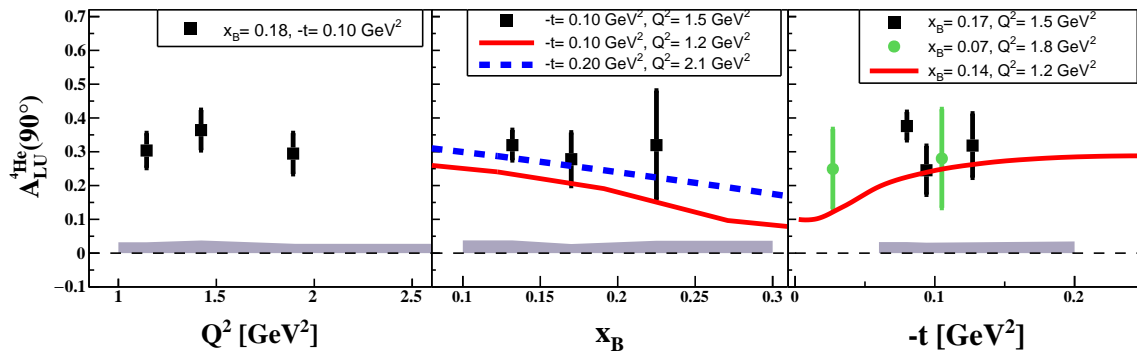


FIG. 5: The Q^2 (left), x_B (middle), and t -dependencies (right) of A_{LU} at $\phi = 90^\circ$ (black squares). On the middle plot: the full-red and the dashed-blue curves are theoretical calculations from [50]. On the right: the green circles are the HERMES $-A_{LU}$ (a positron beam was used) inclusive measurements [11], and the curves are the theoretical calculations from [50]. The grey bands represent the systematic errors.

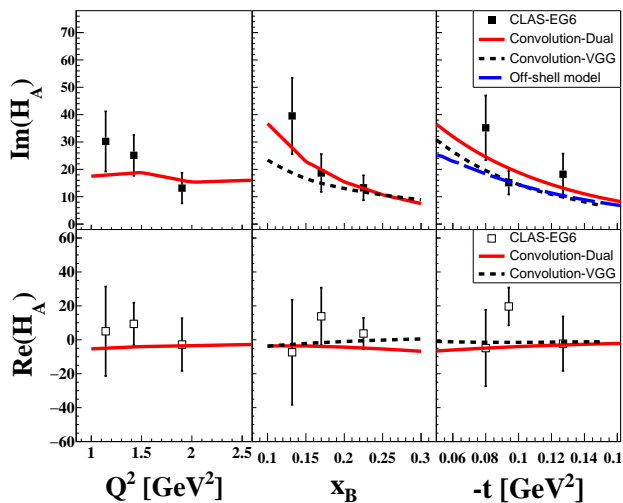


FIG. 6: The leading-twist model-independent extraction of the imaginary (top panel) and real (bottom panel) parts of the ${}^4\text{He}$ CFF \mathcal{H}_A , as a function of Q^2 (left panel), x_B (middle panel), and t (right panel). The full red curves are the calculations based on the convolution model from Ref. [51]. The black-dashed curves are calculations from the same model using different GPDs for the nucleons (VGG model [53]). The blue long-dashed curve on the top-right plot is from the off-shell model as described in Ref. [55].

celerator Facility who made this experiment possible. This work was supported in part by the Chilean Comisión Nacional de Investigación Científica y Tecnológica (CONICYT), the Italian Istituto Nazionale di Fisica Nucleare, the French Centre National de la Recherche Scientifique, the French Commissariat à l’Energie Atomique, the U.S. Department of Energy, the UK Science and Technology Facilities Council (STFC), the Scottish Universities Physics Alliance (SUPA), the National Research Foundation of Korea, and the Office of Research and Economic Development at Mississippi State University. The au-

thor (M. Hattawy) also acknowledges the support of the Consulat Général de France à Jérusalem. The South-eastern Universities Research Association operates the Thomas Jefferson National Accelerator Facility for the United States Department of Energy under contract DE-AC05-06OR23177.

-
- [1] D. Mueller, D. Robaschik, B. Geyer, F.M. Dittes and J. Horejsi, Fortsch. Phys. **42**, 101 (1994).
 - [2] X.D. Ji, Phys. Rev. Lett. **78**, 610 (1997).
 - [3] X.D. Ji, Phys. Rev. D **55**, 7114 (1997).
 - [4] A.V. Radyushkin, Phys. Lett. B **380**, 417 (1996).
 - [5] A.V. Radyushkin, Phys. Rev. D **56**, 5524 (1997).
 - [6] M. Burkardt, Phys. Rev. D **62**, 071503 (2000); Erratum: Phys. Rev. D **66**, 119903 (2002).
 - [7] M. Diehl, Eur. Phys. J. C **25**, 223 (2002); Erratum: Eur. Phys. J. C **31**, 277 (2003).
 - [8] A. V. Belitsky and D. Mueller, Nucl. Phys. A **711**, 118 (2002).
 - [9] M. Burkardt, Phys. Rev. D **72**, 094020 (2005).
 - [10] S. Stepanyan *et al.* [CLAS Collaboration], Phys. Rev. Lett. **87**, 182002 (2001).
 - [11] A. Airapetian *et al.* [HERMES Collaboration], Phys. Rev. Lett. **87**, 182001 (2001); Phys. Rev. D **75**, 011103 (2007); JHEP **0806**, 066 (2008); JHEP **0911**, 083 (2009); JHEP **1006**, 019 (2010); Phys. Lett. B **704**, 15 (2011); JHEP **1207**, 032 (2012); JHEP **1210**, 042 (2012).
 - [12] A. Airapetian *et al.* [HERMES Collaboration], Phys. Rev. C **81**, 035202 (2010).
 - [13] S. Chekanov *et al.* [ZEUS Collaboration], Phys. Lett. B **573**, 46 (2003).
 - [14] A. Aktas *et al.* [H1 Collaboration], Eur. Phys. J. C **44**, 1 (2005).
 - [15] S. Chen *et al.* [CLAS Collaboration], Phys. Rev. Lett. **97**, 072002 (2006).
 - [16] C. Muñoz Camacho *et al.* [Jefferson Lab Hall A Collaboration], Phys. Rev. Lett. **97**, 262002 (2006).
 - [17] F.X. Girod *et al.* [CLAS Collaboration], Phys. Rev. Lett. **100**, 162002 (2008).

- [18] M. Mazouz *et al.* [Jefferson Lab Hall A Collaboration], Phys. Rev. Lett. **99**, 242501 (2007).
- [19] G. Gavalian *et al.* [CLAS Collaboration], Phys. Rev. C **80**, 035206 (2009).
- [20] E. Seder *et al.* [CLAS Collaboration], Phys. Rev. Lett. **114**, 032001 (2015).
- [21] M. Defurne *et al.* [Jefferson Lab Hall A Collaboration], Phys. Rev. C **92**, no. 5, 055202 (2015).
- [22] S. Pisano *et al.* [CLAS Collaboration], Phys. Rev. D **91**, 052014 (2015).
- [23] H. S. Jo *et al.* [CLAS Collaboration], Phys. Rev. Lett. **115**, no. 21, 212003 (2015).
- [24] P. Joerg [COMPASS Collaboration], PoS DIS **2016**, 235 (2016).
- [25] K. Goeke, M.V. Polyakov and M. Vanderhaeghen, Prog. Part. Nucl. Phys. **47**, 401 (2001).
- [26] M. Diehl, Phys. Rept. **388**, 41 (2003).
- [27] X.D. Ji, Ann. Rev. Nucl. Part. Sci. **54**, 413 (2004).
- [28] A.V. Belitsky and A.V. Radyushkin, Phys. Rept. **418**, 1 (2005).
- [29] S. Boffi and B. Pasquini, Riv. Nuovo Cim. **30**, 387 (2007).
- [30] M. Guidal, H. Moutarde and M. Vanderhaeghen, Rept. Prog. Phys. **76**, 066202 (2013).
- [31] E. R. Berger, F. Cano, M. Diehl and B. Pire, Phys. Rev. Lett. **87**, 142302 (2001) [hep-ph/0106192].
- [32] F. Cano and B. Pire, Eur. Phys. J. A **19**, 423 (2004) [hep-ph/0307231].
- [33] V. Guzey and M. Siddikov, J. Phys. G **32**, 251 (2006) [hep-ph/0509158].
- [34] R. Dupré and S. Scopetta, Eur. Phys. J. A **52**, no. 6, 159 (2016).
- [35] O. Hen, G. A. Miller, E. Piasetzky and L. B. Weinstein, arXiv:1611.09748 [nucl-ex].
- [36] P. R. Norton, Rept. Prog. Phys. **66**, 1253 (2003).
- [37] D. F. Geesaman, K. Saito and A. W. Thomas, Ann. Rev. Nucl. Part. Sci. **45**, 337 (1995).
- [38] A. Freund and J.C. Collins, Phys. Rev. D **59**, 074009 (1998).
- [39] X.-D. Ji and J. Osborne, Phys. Rev. D **58**, 094018 (1998).
- [40] V. Guzey and M. Strikman, Phys. Rev. C **68**, 015204 (2003).
- [41] J. Seely *et al.* Phys. Rev. Lett. **103**, 202301 (2009).
- [42] B. A. Mecking *et al.* [CLAS Collaboration], Nucl. Instrum. Meth. A **503**, 513 (2003).
- [43] R. Dupr *et al.*, arXiv:1706.10160 [physics.ins-det]. (submitted to Nucl. Instrum. Meth. A)
- [44] K. Hafidi *et al.*, Proposal PR-08-024 to JLab PAC33.
- [45] Y. Perrin, Ph.D. thesis (2012), Université de Grenoble, France [Institution Report No. 2012GRENY092].
- [46] M. Hattawy, Ph.D. thesis (2015), Université Paris Sud - Paris XI, France [Institution Report No. 2015PA112161].
- [47] A. V. Belitsky, D. Mueller and A. Kirchner, Nucl. Phys. B **629**, 323 (2002).
- [48] A. Kirchner and D. Mueller, Eur. Phys. J. C **32**, 347 (2003).
- [49] A. V. Belitsky and D. Mueller, Phys. Rev. D **79**, 014017 (2009).
- [50] S. Liuti and K. Taneja, Phys. Rev. C **72**, 032201 (2005).
- [51] Private communications with V. Guzey based on: V. Guzey, Phys. Rev. C **78**, 025211 (2008).
- [52] V. Guzey and T. Teckentrup, Phys. Rev. D **74**, 054027 (2006).
- [53] Private communications with M. Guidal based on: M. Guidal, M. V. Polyakov, A. V. Radyushkin and M. Vanderhaeghen, Phys. Rev. D **72**, 054013 (2005).
- [54] I. V. Musatov and A. V. Radyushkin, Phys. Rev. D **61**, 074027 (2000).
- [55] J. O. Gonzalez-Hernandez, S. Liuti, G. R. Goldstein and K. Kathuria, Phys. Rev. C **88**, no. 6, 065206, (2013).