

Highly Regioselective Iodination of Arenes via Iron(III)-Catalyzed Activation of *N*-Iodosuccinimide

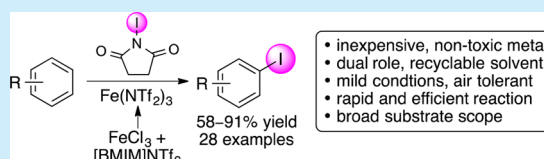
Daugirdas T. Racys,[†] Catherine E. Warrilow,[†] Sally L. Pimlott,[‡] and Andrew Sutherland^{*,†}

[†]WestCHEM, School of Chemistry, The Joseph Black Building, University of Glasgow, Glasgow G12 8QQ, U.K.

[‡]West of Scotland Radionuclide Dispensary, University of Glasgow and North Glasgow University Hospital NHS Trust, Glasgow G11 6NT, U.K.

S Supporting Information

ABSTRACT: An iron(III)-catalyzed method for the rapid and highly regioselective iodination of arenes has been developed. Use of the powerful Lewis acid, iron(III) triflimide, generated in situ from iron(III) chloride and a readily available triflimide-based ionic liquid allowed activation of *N*-iodosuccinimide (NIS) and efficient iodination under mild conditions of a wide range of substrates including biologically active compounds and molecular imaging agents.

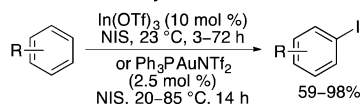


Aryl halides are highly important intermediates in synthetic chemistry, used for a wide range of applications including cross-coupling reactions, the formation of organometallic reagents, and the generation of free-radical intermediates.¹ The reactivity and versatility of aryl iodides in particular have made these important building blocks for total synthesis, medicinal chemistry, and material science. Radioiodinated aryl compounds are also becoming increasingly important in medical imaging, in understanding diseases associated with neurology and oncology.²

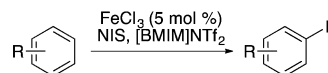
For these reasons, significant efforts have been made to develop general methods for the synthesis of aryl iodides.³ These include metal-catalyzed halogen exchange reactions from less reactive aryl bromides⁴ and substitution reactions using leaving groups such as boronic acids⁵ and diazonium salts.⁶ While these methods are widely used, they require the installation of a functional handle and occasionally harsh conditions. More direct iodination methods using NIS have been reported. Olah et al. used BF_3 in water for the efficient iodination of deactivated arenes.^{3a} Pd(II)- and Ru(0)-catalyzed C–H activation processes have been developed for the synthesis of *ortho*-iodinated aryl compounds using pyridines and amides as directing groups,⁷ while In(III)- and Au(I)-catalyzed iodination of electron-rich arenes have also been described (Scheme 1a).⁸

Scheme 1. Iodination of Arenes Using NIS

a) Late transition metal catalyzed iodination of activated arenes



b) This work: Fe(III)-catalyzed iodination of activated arenes, accelerated by a triflimide based ionic liquid



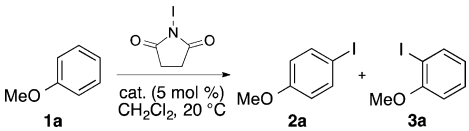
Although these processes are efficient, many of them require the use of expensive and toxic late transition metals. The issues associated with late transition metal catalysts have resulted in the development of reactions which use first-row transition metals, such as Fe, Co, and Ni that are much more abundant, inexpensive, and significantly less toxic.^{9,10} We were interested in developing an iodination method of arenes that utilized a nontoxic first row transition metal and that could be extended for the production of iodinated imaging agents.¹¹ Herein, we report the use of iron(III) chloride for the rapid iodination of arenes (Scheme 1b). As well as demonstrating the use of a triflimide-based ionic liquid to enhance the Lewis acidity of the iron catalyst and accelerate the reaction, we show this method can be used for the late stage iodination of medicinally important compounds.

Initial studies focused on the iodination of anisole (**1a**) with NIS using a range of first row transition metal catalysts (Table 1, entries 2–7). While modest conversions were observed after 21 h for the chloride salts of Mn, Co, Cu, and Zn, the reaction with FeCl_3 was complete after 1.5 h and gave an 86% isolated yield of iodoanisole as a 93:7 mixture of *p*- and *o*-isomers, respectively.^{12,13} To assess the relative activity of FeCl_3 , the reaction was repeated using a range of more traditional electrophilic aromatic substitution catalysts as well as various late transition metal catalysts (entries 8–12). Only AuCl_3 which has been reported to perform this transformation via a dual activation process (formation of an arylgold(III) species and coordination to NIS)^{8a} showed similar levels of activity.

Having identified FeCl_3 as a suitable catalyst, we began to examine the scope of the process. Although activated substrates gave iodinated products in high yield, it became apparent that, for less active compounds such as 2-methoxybenzaldehyde (**1b**), significantly higher catalyst loadings (100 mol %) were required for an efficient process (Table 2, entry 1). Due to the limited

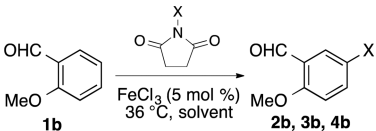
Received: August 13, 2015

Published: September 22, 2015

Table 1. Activity Screen of Metal Catalysts for Iodination of Anisole (1a)^{a,b,c}


entry	catalyst	conversion at 1.5 h (%)	conversion at 21 h (%)
1	—	<2	11
2	MnCl ₂	54	55
3	FeCl ₃	100	—
4	CoCl ₂ ·6H ₂ O	<2	59
5	NiCl ₂	0	12
6	CuCl ₂	0	63
7	ZnCl ₂	30	67
8	AlCl ₃	85	100
9	RuCl ₃	4	83
10	InCl ₃	60	99
11	PtCl ₄	34	100
12	AuCl ₃	100	—

^aReactions were performed using 1.1 equiv of NIS. ^bConversions were measured using ¹H NMR spectroscopy. ^cFor all reactions, a ratio of >9:1 was observed in favor of the *para*-isomer.

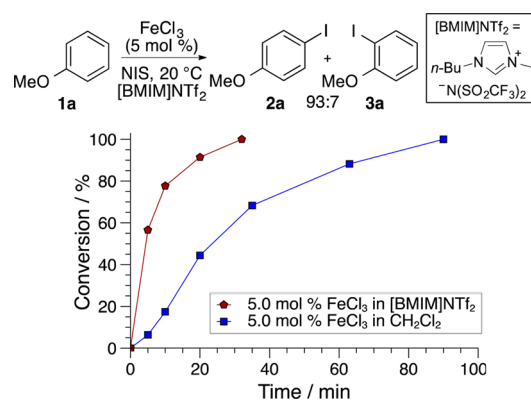
Table 2. Halogenation of 1b


entry	solvent	time (h)	X	yield (%)
1 ^a	CH ₂ Cl ₂	6	I (2b)	90
2	[BMIM]NTf ₂	2.5	I (2b)	88
3	[BMIM]NTf ₂	1.5	Br (3b)	88
4 ^b	[BMIM]NTf ₂	18	Cl (4b)	68

^aFeCl₃ (100 mol %) was used. ^bReaction was done at 70 °C and using MeCN as a cosolvent.

substrate scope, a more active form of Fe(III) was required. Recently, metal triflimides have received significant attention as powerful Lewis acids due to the highly delocalized nature of the triflimide counterion.¹⁴ For example, it has been reported that iron(III) triflimide salt (formed in situ from FeCl₃ and AgNTf₂) is an effective Lewis acid catalyst for addition reactions.¹⁵ An alternative method of generating Fe(NTf₂)₃ which avoids the use of late transition metals involves the dissolution of FeCl₃ in the readily available and inexpensive ionic liquid, 1-butyl-3-methylimidazolium bis(trifluoromethylsulfonyl)imide ([BMIM]NTf₂).¹⁶ Thus, the combination of an iron catalyst with an air-stable ionic liquid that has low vapor pressure, has high cohesive pressure for acceleration of reactions, and can be easily separated from the product seemed an ideal system for the general iodination of arenes.^{17,18} The iodination of anisole (1a) was repeated using [BMIM]NTf₂ as the solvent. Although similar results were obtained (93:7 ratio of *p*- and *o*-isomers in 89% yield), a significant difference in the rate of reaction was observed compared to using dichloromethane as the solvent (Figure 1). In [BMIM]NTf₂, complete conversion was achieved in around 0.5 h, while over 1.5 h were required for the same conversion in dichloromethane.

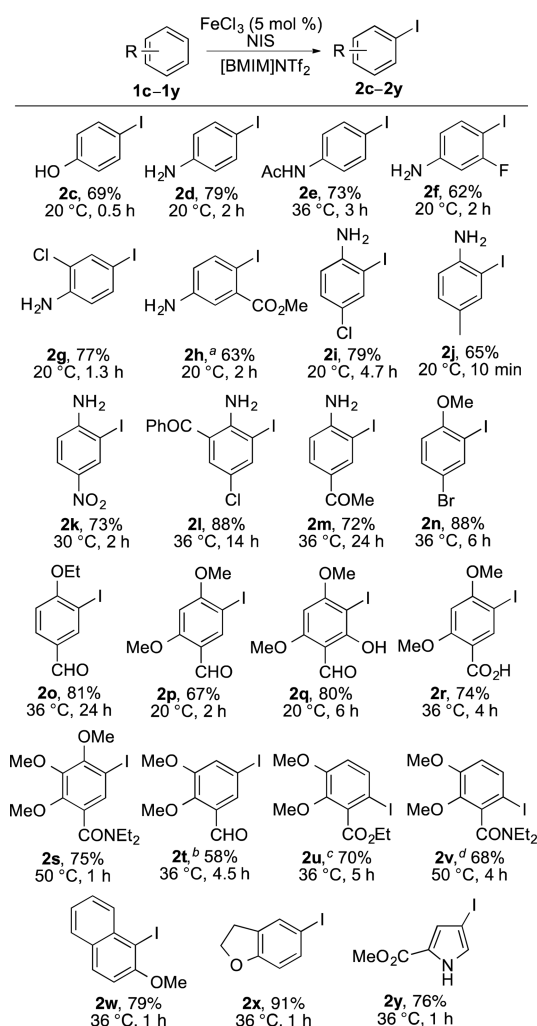
The difference in reactivity was more pronounced with less reactive substrates. Iodination of 2-methoxybenzaldehyde (1b)

**Figure 1.** Iodination of 1a; [BMIM]NTf₂ versus dichloromethane (measured using ¹H NMR spectroscopy).

in [BMIM]NTf₂ required only a 5 mol % loading of FeCl₃ and gave the 5-iodinated compound 2b as the sole product after 2.5 h in 88% yield (Table 2, entry 2). To achieve a similar result, using dichloromethane required a stoichiometric amount of catalyst and a reaction time of 6 h (entry 1). Thus, the combination of a more active catalyst, Fe(NTf₂)₃, and the greater cohesive pressure of the ionic liquid resulted in a faster reaction at a significantly lower catalyst loading.¹⁹ A study was performed to compare some of the most active catalysts from Table 1 for the iodination of 1b using [BMIM]NTf₂. The harder Lewis acid, Fe(NTf₂)₃, was the most active and gave full conversion of iodinated product 2b more quickly than the other catalysts (see Supporting Information for rate plot). While the focus of this study was the development of an efficient iodination process of arenes, it was shown by using 1b that other halogenations can be performed using the FeCl₃/[BMIM]NTf₂ system (Table 2). Bromination using NBS under similarly mild conditions gave 3b in 88% yield. Chlorination of 1b required a longer reaction time at a higher temperature, but still gave 4b in 68% yield.

Following optimization, the scope of the Fe(NTf₂)₃-catalyzed iodination was explored (Scheme 2). The transformation was found to be compatible and efficient for a wide range of aryl compounds with standard activating groups.²⁰ In nearly all cases, the iodination gave a single regioisomer.²¹ Strongly deactivating groups were also tolerated and gave efficient iodinations. For example, iodination of 4-nitroaniline (1k) was complete after 2 h and gave 2k as the sole product in 73% yield. The only limitation with the procedure was the formation of bis-iodinated products for particularly active substrates, such as phenols 1c and 1q and pyrrole 1y. However, under the optimized conditions for these substrates, the bis-iodinated compounds were only ever formed in trace amounts and easily removed by column chromatography. The ionic liquid utilized in this procedure, [BMIM]NTf₂, has a number of electrochemical applications and, for this reason, is relatively inexpensive compared to other ionic liquids.²² Nevertheless, we wanted to demonstrate that [BMIM]NTf₂ could be easily recovered and reused in subsequent reactions. Following iodination of anisole (1a), the residual ionic liquid was washed with water to remove succinimide and dried under high vacuum. In two successive iodination reactions of 1a using the recovered ionic liquid, consistent yields of around 90% were achieved.

The mechanism of halogenation of arenes using *N*-halosuccinimides has been postulated to involve coordination of the metal to the oxygen carbonyl atom of the succinimide, which activates halogenation of the aryl ring via an electrophilic

Scheme 2. Scope of Fe(NTf₂)₃-Catalyzed Iodination

^a4-I isomer was isolated in 21% yield. ^b6-I isomer was isolated in 24% yield. ^c5-I isomer was isolated in 7% yield. ^d5-I isomer was isolated in 4% yield.

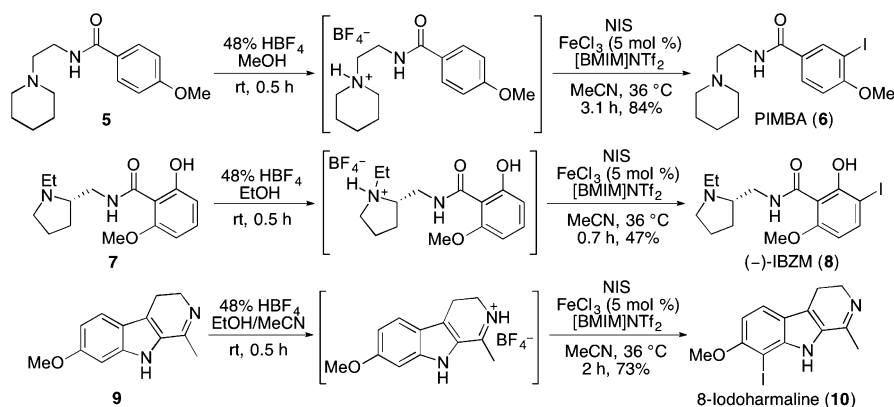
aromatic substitution process.⁸ Halogenation via such a mechanism is directed by the activating groups. However, during our studies, it was found that the position of iodination could be redirected by the use of Fe(III)-complexing substituents. For example, 2,3-dimethoxybenzaldehyde (1t), which has a weakly

coordinating carbonyl group, gave the 5-iodo product 2t in 58% yield (Scheme 2), along with the 6-iodo regioisomer in 24% yield. Using the same substituent pattern but carbonyl groups (ester 1u and amide 1v) that bind more strongly to the Fe-NIS complex switched the outcome of this process to significantly favor the 6-iodo products 2u and 2v.

Application of this method for the preparation of medically important compounds was next investigated. We were aware that NIS is incompatible with compounds bearing nucleophilic groups and so chose particular targets where this would be an issue.^{8b} The first target selected was PIMBA (6), a compound used in its [¹²³I]-form for the imaging of human breast cancer tumors.²³ Initial attempts at direct iodination of precursor 5 with NIS and the FeCl₃/[BMIM]NTf₂ system gave no iodinated product. In these reactions, the solutions were observed to turn black shortly after addition of NIS. Protection of the nucleophilic piperidine ring as a salt was then investigated. While the hydrochloride salt gave the same negative outcome, formation of the softer tetrafluoroborate salt by treatment of 5 with tetrafluoroboric acid followed by iodination under the optimized conditions gave PIMBA (6) in 84% yield over the two steps (Scheme 3).²⁴ This approach was then extended to the synthesis of (-)-IBZM (8), an imaging agent and antagonist of the human D₂ receptor,²⁵ and 8-iodoharmaline (10), a potent monoamine oxidase inhibitor.²⁶ Again, formation of the tetrafluoroborate salts, followed by reaction with NIS and the in situ generated Fe(NTf₂)₃, gave the iodinated products in 47% and 73% overall yield, respectively.²⁷

In summary, a highly regioselective, efficient iron(III)-catalyzed iodination of activated arenes that can be accelerated using a triflimide based ionic liquid has been developed. The process requires only a 5 mol % loading of an inexpensive, nontoxic first row transition metal catalyst, and the ionic liquid which acts as both the reaction solvent and Fe(III) activator can be easily recycled after washing with water. This combination results in faster reactions at lower temperatures compared to previous metal-catalyzed methods with NIS,⁸ allowing iodination of relatively deactivated compounds such as 2k and 2l. Furthermore, the process can be used for the late-stage iodination of medically important compounds. In this regard, the limitations of using NIS for iodination of nucleophilic substrates were overcome by the identification of tetrafluoroborate salts as suitable precursors. Investigation of further applications of this procedure is currently underway.

Scheme 3. Synthesis of PIMBA (6), (-)-IBZM (8), and 8-Iodoharmaline (10)



■ ASSOCIATED CONTENT**■ Supporting Information**

The Supporting Information is available free of charge on the ACS Publications website at DOI: 10.1021/acs.orglett.5b02345.

Experimental details, compound characterization, and NMR spectra for all compounds (PDF)

■ AUTHOR INFORMATION**Corresponding Author**

*E-mail: Andrew.Sutherland@glasgow.ac.uk

Notes

The authors declare no competing financial interest.

■ ACKNOWLEDGMENTS

Financial support from the Scottish Funding Council, EPSRC (EP/K503903/1), and SINAPSE is gratefully acknowledged.

■ REFERENCES

- (1) (a) Diederich, F.; Stang, P. J., Eds. *Metal-Catalyzed Cross-Coupling Reactions*; Wiley-VCH: New York, 1998. (b) Kambe, N.; Iwasaki, T.; Terao, J. *Chem. Soc. Rev.* **2011**, *40*, 4937. (c) Organic Bromine and Iodine Compounds. In *Handbook of Environmental Chemistry*; Neilson, A. H., Ed.; Springer: Heidelberg, Berlin, 2003.
- (2) Pimlott, S. L.; Sutherland, A. *Chem. Soc. Rev.* **2011**, *40*, 149.
- (3) (a) Prakash, G. K. S.; Mathew, T.; Hoole, D.; Esteves, P. M.; Wang, Q.; Rasul, G.; Olah, G. A. *J. Am. Chem. Soc.* **2004**, *126*, 15770. (b) Sheppard, T. D. *Org. Biomol. Chem.* **2009**, *7*, 1043. (c) Bissember, A. C.; Banwell, M. G. *J. Org. Chem.* **2009**, *74*, 4893 and references therein. (d) Chen, M.; Ichikawa, S.; Buchwald, S. L. *Angew. Chem., Int. Ed.* **2015**, *54*, 263. (e) Song, S.; Sun, X.; Li, X.; Yuan, Y.; Jiao, N. *Org. Lett.* **2015**, *17*, 2886. (f) Li, L.; Liu, W.; Zeng, H.; Mu, X.; Cosa, G.; Mi, Z.; Li, C.-J. *J. Am. Chem. Soc.* **2015**, *137*, 8328.
- (4) (a) Klapars, A.; Buchwald, S. L. *J. Am. Chem. Soc.* **2002**, *124*, 14844. (b) Cant, A. A.; Bhalla, R.; Pimlott, S. L.; Sutherland, A. *Chem. Commun.* **2012**, *48*, 3993. (c) Cant, A. A.; Champion, S.; Bhalla, R.; Pimlott, S. L.; Sutherland, A. *Angew. Chem., Int. Ed.* **2013**, *52*, 7829.
- (5) (a) Thiebes, C.; Prakash, G. K. S.; Petasis, N. A.; Olah, G. A. *Synlett* **1998**, *1998*, 141. (b) Yang, H.; Li, Y.; Jiang, M.; Wang, J.; Fu, H. *Chem. - Eur. J.* **2011**, *17*, 5652.
- (6) For example, see: (a) Krasnokutskaya, E. A.; Semenischeva, N. I.; Filimonov, V. D.; Knochel, P. *Synthesis* **2007**, *2007*, 81. (b) Filimonov, V. D.; Trusova, M.; Postnikov, P.; Krasnokutskaya, E. A.; Lee, Y. M.; Hwang, H. Y.; Kim, H.; Chi, K.-W. *Org. Lett.* **2008**, *10*, 3961.
- (7) For example, see: (a) Kalyani, D.; Dick, A. R.; Anani, W. Q.; Sanford, M. S. *Org. Lett.* **2006**, *8*, 2523. (b) Wang, L.; Ackermann, L. *Chem. Commun.* **2014**, *50*, 1083.
- (8) (a) Mo, F.; Yan, J. M.; Qiu, D.; Li, F.; Zhang, Y.; Wang, J. *Angew. Chem., Int. Ed.* **2010**, *49*, 2028. (b) Zhou, C.-Y.; Li, J.; Peddibhotla, S.; Romo, D. *Org. Lett.* **2010**, *12*, 2104. (c) Leboeuf, D.; Ciesielski, J.; Frontier, A. J. *Synlett* **2014**, *25*, 399.
- (9) For recent reviews, see: (a) Bauer, I.; Knölker, H.-J. *Chem. Rev.* **2015**, *115*, 3170. (b) Su, B.; Cao, Z.-C.; Shi, Z.-J. *Acc. Chem. Res.* **2015**, *48*, 886.
- (10) For recent examples, see: (a) MacNair, A. J.; Tran, M.-M.; Nelson, J. E.; Sloan, G. U.; Ironmonger, A.; Thomas, S. P. *Org. Biomol. Chem.* **2014**, *12*, 5082. (b) Zhu, K.; Shaver, M. P.; Thomas, S. P. *Eur. J. Org. Chem.* **2015**, *2015*, 2119. (c) Dombay, T.; Werncke, C. G.; Jiang, S.; Grellier, M.; Vendier, L.; Bontemps, S.; Sortais, J.-B.; Sabo-Etienne, S.; Darcel, C. *J. Am. Chem. Soc.* **2015**, *137*, 4062. (d) Cavanagh, C. W.; Aukland, M. H.; Hennessy, A.; Procter, D. J. *Chem. Commun.* **2015**, *51*, 9272.
- (11) Radioiodinated NIS can be prepared from the reaction of radiolabeled sodium iodide with succinimide derivatives. For example, see: (a) Youfeng, H.; Coenen, H. H.; Petzold, G.; Stöcklin, G. *J. Labelled Compd. Radiopharm.* **1982**, *19*, 807. (b) Hartig, P. R.; Krohn, A. M.; Hirschman, S. A. *Anal. Biochem.* **1985**, *144*, 441. (c) Mason, N. S.; Smith, H. E.; Danzo, B. J.; Clanton, J. A. *J. Labelled Compd. Radiopharm.* **1992**, *31*, 729.
- (12) Iodination of anisole, diphenyl ether, and toluene using NIS and FeCl₃ has been reported: Tanemura, K.; Suzuki, T.; Nishida, Y.; Satsumabayashi, K.; Horaguchi, T. *Chem. Lett.* **2003**, *32*, 932.
- (13) On identifying FeCl₃ as a suitable Lewis acid for iodinations, a solvent screen was performed including polar solvents such as MeCN, DMSO, and DMA. However, CH₂Cl₂ was found to give the fastest conversion to iodinated anisole using FeCl₃.
- (14) Antoniotti, S.; Dalla, V.; Duñach, E. *Angew. Chem., Int. Ed.* **2010**, *49*, 7860.
- (15) (a) Cabrero-Antonino, J. R.; Leyva-Pérez, A.; Corma, A. *Adv. Synth. Catal.* **2010**, *352*, 1571. (b) Cabrero-Antonino, J. R.; Leyva-Pérez, A.; Corma, A. *Adv. Synth. Catal.* **2012**, *354*, 678. (c) Cabrero-Antonino, J. R.; Leyva-Pérez, A.; Corma, A. *Chem. - Eur. J.* **2012**, *18*, 11107. (d) Cabrero-Antonino, J. R.; Leyva-Pérez, A.; Corma, A. *Chem. - Eur. J.* **2013**, *19*, 8627.
- (16) (a) Earle, M.; McAuley, B. J.; Ramani, A.; Seddon, K.; Thompson, J. W. *WO 02072260*, 2002. (b) Earle, M. J.; Hakala, U.; McAuley, B. J.; Nieuwenhuyzen, M.; Ramani, A.; Seddon, K. R. *Chem. Commun.* **2004**, 1368.
- (17) For reviews of the use of ionic liquids for synthesis, see: (a) Welton, T. *Chem. Rev.* **1999**, *99*, 2071. (b) Zhao, H.; Malhotra, S. V. *Aldrichimica Acta* **2002**, *35*, 75. (c) Jain, N.; Kumar, A.; Chauhan, S.; Chauhan, S. M. S. *Tetrahedron* **2005**, *61*, 1015. (d) Hallett, J. P.; Welton, T. *Chem. Rev.* **2011**, *111*, 3508.
- (18) Noncatalytic halogenation reactions using ionic liquids have been reported previously: (a) Yadav, J. S.; Reddy, B. V. S.; Reddy, P. S. R.; Basak, A. K.; Narsaiah, A. V. *Adv. Synth. Catal.* **2004**, *346*, 77. (b) Tilve, R. D.; Kanetkar, V. R. *Synth. Commun.* **2005**, *35*, 1313. (c) Pavlinac, J.; Laali, K. K.; Zupan, M.; Stavber, S. *Aust. J. Chem.* **2008**, *61*, 946. (d) Bailey, L.; Handy, S. T. *Tetrahedron Lett.* **2011**, *52*, 2413. (e) Vražič, D.; Jereb, M.; Laali, K. K.; Stavber, S. *Molecules* **2013**, *18*, 74. (f) Nouzarian, M.; Hosseinzadeh, R.; Golchoubian, H. *Synth. Commun.* **2013**, *43*, 2913.
- (19) A control experiment investigating the iodination of **1b** in the absence of FeCl₃ with NIS in [BMIM]NTf₂ (36 °C), showed no conversion after 2 h.
- (20) In accordance with other transition metal catalyzed iodinations of arenes by *N*-halosuccinimides (see ref 8), strongly deactivated compounds such as methyl benzoate or 2-nitro-3-methoxybenzaldehyde showed no conversion with the Fe(NTf₂)₃ catalyzed process.
- (21) For the majority of compounds in Scheme 2, only a single monoiodinated isomer was detected by ¹H NMR spectroscopy. Only for the reaction of compounds **1h** and **1t-v** could a second minor isomer be detected and isolated.
- (22) (a) Zhao, H. *Chem. Eng. Commun.* **2006**, *193*, 1660. (b) Hagiwara, R.; Lee, J. S. *Electrochemistry* **2007**, *75*, 23.
- (23) Cavelliers, V.; Everaert, H.; John, C. S.; Lahoutte, T.; Bossuyt, A. J. *Nucl. Med.* **2002**, *43*, 1647.
- (24) For successful iodination of the tetrafluoroborate salts, it is crucial that all water is removed before addition of NIS.
- (25) Kung, H. F.; Kasliwal, R.; Pan, S.; Kung, M.-P.; Mach, R. H.; Guo, Y.-Z. *J. Med. Chem.* **1988**, *31*, 1039.
- (26) Sintas, J. A.; Vitale, A. A. *J. Labelled Compd. Radiopharm.* **1999**, *42*, 409.
- (27) The modest isolated yield for compound **8** was due to the formation of small quantities of byproducts. For example, like other highly activated phenols, some of the bis-iodinated product (<10%) was also observed by NMR spectroscopy in the crude reaction mixture.