

Observation of $B_s^0 \rightarrow K^{*\pm} K^\mp$ and evidence for $B_s^0 \rightarrow K^{*-} \pi^+$ decays

This content has been downloaded from IOPscience. Please scroll down to see the full text.

2014 New J. Phys. 16 123001

(<http://iopscience.iop.org/1367-2630/16/12/123001>)

View [the table of contents for this issue](#), or go to the [journal homepage](#) for more

Download details:

IP Address: 130.209.115.106

This content was downloaded on 17/08/2016 at 10:55

Please note that [terms and conditions apply](#).

You may also be interested in:

[CP violation, UK Phenomenology Workshop 2000](#)

Tobias Hurth, Choong Sun Kim, Claire Shepherd-Themistocleous et al.

[Top quark physics in hadron collisions](#)

Wolfgang Wagner

[Recent results from the LHCb experiment](#)

E Polcarpo

[Charmless B decays at the LHCb experiment](#)

David Dossett and the Lhcb Collaboration

[Studies of Hadronic B Decays with Early LHCb Data](#)

Eduardo Rodrigues and the Lhcb Collaboration

Observation of $B_s^0 \rightarrow K^{*\pm} K^\mp$ and evidence for $B_s^0 \rightarrow K^{*-} \pi^+$ decays

The LHCb Collaboration¹

Received 31 July 2014, revised 24 September 2014

Accepted for publication 10 October 2014

Published 2 December 2014

New Journal of Physics **16** (2014) 123001

doi:[10.1088/1367-2630/16/12/123001](https://doi.org/10.1088/1367-2630/16/12/123001)

Abstract

Measurements of the branching fractions of $B_s^0 \rightarrow K^{*\pm} K^\mp$ and $B_s^0 \rightarrow K^{*\pm} \pi^\mp$ decays are performed using a data sample corresponding to 1.0 fb^{-1} of proton-proton collision data collected with the LHCb detector at a centre-of-mass energy of 7 TeV, where the $K^{*\pm}$ mesons are reconstructed in the $K_S^0 \pi^\pm$ final state. The first observation of the $B_s^0 \rightarrow K^{*\pm} K^\mp$ decay and the first evidence for the $B_s^0 \rightarrow K^{*-} \pi^+$ decay are reported with branching fractions

$$\mathcal{B}(B_s^0 \rightarrow K^{*\pm} K^\mp) = (12.7 \pm 1.9 \pm 1.9) \times 10^{-6},$$

$$\mathcal{B}(B_s^0 \rightarrow K^{*-} \pi^+) = (3.3 \pm 1.1 \pm 0.5) \times 10^{-6},$$

where the first uncertainties are statistical and the second are systematic. In addition, an upper limit of $\mathcal{B}(B^0 \rightarrow K^{*\pm} K^\mp) < 0.4 (0.5) \times 10^{-6}$ is set at 90% (95%) confidence level.

Keywords: flavour physics, B physics, branching fraction

1. Introduction

The Standard Model (SM) of particle physics predicts that all manifestations of CP violation, i.e. violation of symmetry under the combined charge conjugation and parity operation, arise due to the single complex phase that appears in the Cabibbo–Kobayashi–Maskawa (CKM) quark mixing matrix [1, 2]. Since this source is not sufficient to account for the level of the

¹ Authors are listed at the end of the paper.



Content from this work may be used under the terms of the [Creative Commons Attribution 3.0 licence](https://creativecommons.org/licenses/by/3.0/). Any further distribution of this work must maintain attribution to the author(s) and the title of the work, journal citation and DOI. Article funded by SCOAP³.

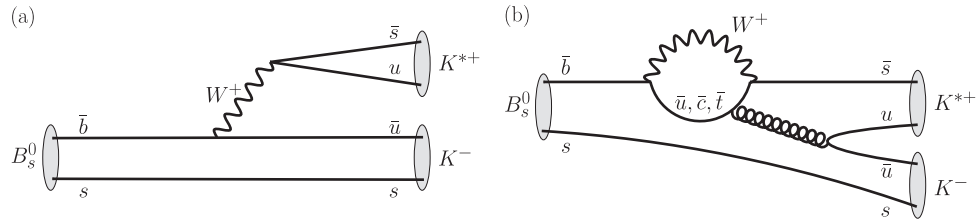


Figure 1. (a) Tree and (b) loop diagrams for the decay $B_s^0 \rightarrow K^{*+} K^-$.

baryon asymmetry of the Universe [3], one of the key goals of contemporary particle physics is to search for signatures of CP violation that are not consistent with the CKM paradigm.

Among the most important areas being explored in quark flavour physics is the study of B meson decays to hadronic final states that do not contain charm quarks or antiquarks (hereafter referred to as ‘charmless’). As shown in figure 1, such decays have, in general, amplitudes that contain contributions from both ‘tree’ and ‘loop’ diagrams (see, e.g., [4]). The phase differences between the two amplitudes can lead to CP violation and, since particles hypothesized in extensions to the SM may affect the loop diagrams, deviations from the SM predictions may occur. Large CP violation effects, i.e. asymmetries of $\mathcal{O}(10\%)$ or more between the rates of \bar{B} and B meson decays to CP conjugate final states, have been seen in $B^0 \rightarrow K^+ \pi^-$ [5–8], $B_s^0 \rightarrow K^- \pi^+$ [7, 8], and $B^+ \rightarrow \pi^+ \pi^- K^+$, $K^+ K^- K^+$, $\pi^+ \pi^- \pi^+$ and $K^+ K^- \pi^+$ decays [9–11]. However, it is hard to be certain whether these measurements are consistent with the SM predictions due to the presence of parameters describing the hadronic interactions that are difficult to determine either theoretically or from data.

An interesting approach to control the hadronic uncertainties is to exploit amplitude analysis techniques. For example, by studying the distribution of kinematic configurations of $B^0 \rightarrow K_S^0 \pi^+ \pi^-$ decays across the Dalitz plot [12], the relative phase between the $K^{*+} \pi^-$ and $K_S^0 \rho^0$ amplitudes can be determined. This information is not accessible in studies either of two-body decays, or of the inclusive properties of three-body decays. Consequently, it may be possible to make more sensitive tests of the SM by studying decays to final states having contributions from intermediate states with one vector and one pseudoscalar meson (VP), rather than in those with two pseudoscalars.

Several methods to test the SM with B meson decays to charmless VP ($K^* \pi$ and $K \rho$) states have been proposed [13–18]. The experimental inputs needed for these methods are the magnitudes and relative phases of the decay amplitudes. Although the phases can only be obtained from Dalitz plot analyses of B meson decays to final states containing one kaon and two pions, the magnitudes can be obtained from simplified approaches. Dalitz plot analyses have been performed for the decays $B^+ \rightarrow K^+ \pi^+ \pi^-$ [19, 20], $B^0 \rightarrow K_S^0 \pi^+ \pi^-$ [21, 22] and $B^0 \rightarrow K^+ \pi^- \pi^0$ [23]. Decays of B mesons to $K^* K$ final states can in principle be studied with similar methods, but the existing experimental results are less precise [24–29]. No previous measurements of B_s^0 meson decays to charmless VP final states exist. First results from the LHCb collaboration on inclusive three-body charmless B_s^0 decays have recently become available [30], but no attempt has previously been made to separate the different resonant and nonresonant contributions to their Dalitz plots.

In this paper, the first measurements of B_s^0 meson decays to $K^{*-} \pi^+$ and $K^{*\pm} K^\mp$ final states and of the $B^0 \rightarrow K^{*\pm} K^\mp$ rate are reported. Throughout the remainder of the paper the symbol K^* is used to denote the $K^*(892)$ resonance. Unique charge assignments of the final state

particles are specified in the expression $B_s^0 \rightarrow K^{*-}\pi^+$ because the amplitude for $B_s^0 \rightarrow K^{*+}\pi^-$ is expected to be negligibly small; however, the inclusion of charge-conjugate processes is implied throughout the paper. The branching fractions are measured relative to that of the $B^0 \rightarrow K^{*+}\pi^-$ decay, which is known from previous measurements, $\mathcal{B}(B^0 \rightarrow K^{*+}\pi^-) = (8.5 \pm 0.7) \times 10^{-6}$ [31]. Each of the relative branching fractions for $B_s^0 \rightarrow K^{*\pm}h^\mp$, where h refers either to a pion or kaon, are determined as

$$\frac{\mathcal{B}(B_s^0 \rightarrow K^{*\pm}h^\mp)}{\mathcal{B}(B^0 \rightarrow K^{*+}\pi^-)} = \frac{f_d}{f_s} \frac{\epsilon(B^0 \rightarrow K^{*+}\pi^-)}{\epsilon(B_s^0 \rightarrow K^{*\pm}h^\mp)} \frac{N(B_s^0 \rightarrow K^{*\pm}h^\mp)}{N(B^0 \rightarrow K^{*+}\pi^-)}, \quad (1)$$

while that for $B^0 \rightarrow K^{*\pm}K^\mp$ is determined as

$$\frac{\mathcal{B}(B^0 \rightarrow K^{*\pm}K^\mp)}{\mathcal{B}(B^0 \rightarrow K^{*+}\pi^-)} = \frac{\epsilon(B^0 \rightarrow K^{*+}\pi^-)}{\epsilon(B^0 \rightarrow K^{*\pm}K^\mp)} \frac{N(B^0 \rightarrow K^{*\pm}K^\mp)}{N(B^0 \rightarrow K^{*+}\pi^-)}, \quad (2)$$

where N are signal yields obtained from data, ϵ are efficiencies obtained from simulation and corrected for known discrepancies between data and simulation, and the ratio of fragmentation fractions $f_s/f_d = 0.259 \pm 0.015$ [32–34]. With this approach, several potentially large systematic uncertainties cancel in the ratios. The $K^{*\pm}$ mesons are reconstructed in their decays to $K_S^0\pi^\pm$ with $K_S^0 \rightarrow \pi^+\pi^-$ and therefore the final states $K_S^0\pi^\pm h^\mp$, as well as the data sample, are identical to those studied in [30].

Although the analysis shares several common features to that of the previous publication [30], the selection is optimized independently based on the expected level of background within the allowed $K_S^0\pi^\pm$ mass window. The data sample used is too small for a detailed Dalitz plot analysis, and therefore only branching fractions are measured. The fit used to distinguish signal from background is an unbinned maximum likelihood fit in the two dimensions of B candidate and K^* candidate invariant masses. This approach allows the resonant $B \rightarrow K^{*\pm}h^\mp$ decay to be separated from other B meson decays to the $K_S^0\pi^\pm h^\mp$ final state. It does not, however, account for interference effects between the $K^{*\pm}h^\mp$ component and other amplitudes contributing to the Dalitz plot; possible biases due to interference are considered as a source of systematic uncertainty.

2. The LHCb detector

The analysis is based on a data sample corresponding to an integrated luminosity of 1.0fb^{-1} of pp collisions at a centre-of-mass energy of 7 TeV recorded with the LHCb detector at CERN. The LHCb detector [35] is a single-arm forward spectrometer covering the pseudorapidity range $2 < \eta < 5$, designed for the study of particles containing b or c quarks. The detector includes a high-precision tracking system consisting of a silicon-strip vertex detector (VELO) [36] surrounding the pp interaction region, a large-area silicon-strip detector located upstream of a dipole magnet with a bending power of about 4 Tm, and three stations of silicon-strip detectors and straw drift tubes [37] placed downstream. The tracking system provides a momentum measurement with relative uncertainty that varies from 0.4% at low momentum to 0.6% at 100 GeV/c. The minimum distance of a track to a primary vertex, the impact parameter, is measured with resolution of $20\ \mu\text{m}$ for tracks with large momentum transverse to the beamline (p_T). Different types of charged hadrons are distinguished using information from two ring-imaging Cherenkov detectors [38]. Photon, electron and hadron candidates are identified by a

calorimeter system consisting of scintillating-pad and preshower detectors, an electromagnetic calorimeter and a hadronic calorimeter. Muons are identified by a system composed of alternating layers of iron and multiwire proportional chambers [39].

The trigger [40] consists of hardware and software stages. The hadron trigger at the hardware stage requires that there is at least one particle with transverse energy $E_T > 3.5\text{GeV}$. Events containing candidate signal decays are required to have been triggered at the hardware level in one of two ways. Events in the first category are triggered by particles from candidate signal decays that have an associated calorimeter energy deposit above the threshold, while those in the second category are triggered independently of the particles associated with the signal decay. Events that do not fall into either of these categories are not used in the subsequent analysis. The software trigger requires a two-, three- or four-track secondary vertex with a large sum of the p_T of the tracks and a significant displacement from the primary pp interaction vertices (PVs). A multivariate algorithm [41] is used for the identification of secondary vertices consistent with the decay of a b hadron.

Simulated events are used to study the detector response to signal decays and to investigate potential sources of background. In the simulation, pp collisions are generated using PYTHIA [42] with a specific LHCb configuration [43]. Decays of hadronic particles are described by EVTGEN [44], in which final state radiation is generated using PHOTOS [45]. The interaction of the generated particles with the detector and its response are implemented using the GEANT4 toolkit [46] as described in [47].

3. Selection requirements

The trigger and preselection requirements are identical to those in [30]. As in that analysis, and those of other final states containing K_S^0 mesons [48–52], candidate signal decays, i.e. combinations of tracks that are consistent with the signal hypothesis, are separated into two categories: ‘long’, where both tracks from the $K_S^0 \rightarrow \pi^+\pi^-$ decay contain hits in the VELO, and ‘downstream’, where neither does. Both categories have associated hits in the tracking detectors downstream of the magnet. Since long candidates have better mass, momentum and vertex resolution, different selection requirements are imposed for the two categories.

The two tracks originating from the B decay vertex, referred to hereafter as ‘bachelor’ tracks, are required not to have associated hits in the muon system. Backgrounds from decays with charm or charmonia in the intermediate state are vetoed by removing candidates with two-body invariant mass under the appropriate final state hypothesis within 30 MeV/ c of the known masses [53]. Vetoes are applied for $J/\psi \rightarrow \pi^+\pi^-$ or K^+K^- , $\chi_{c0} \rightarrow \pi^+\pi^-$ or K^+K^- , $D^0 \rightarrow K^-\pi^+$, $\pi^+\pi^-$ or K^+K^- , $D^+ \rightarrow K_S^0\pi^+$ or $K_S^0K^+$, $D_s^+ \rightarrow K_S^0\pi^+$ or $K_S^0K^+$ and $\Lambda_c^+ \rightarrow K_S^0p$ decays.

The largest source of potential background is from random combinations of final state particles, hereafter referred to as combinatorial background. Signal candidates are separated from this source of background with the output of a neural network [54] that is trained and optimized separately for long and downstream candidates. In the training, simulated $B_S^0 \rightarrow K^{*\pm}K^\mp$ decays are used to represent signal, and data from the high mass sideband of $K_S^0\pi^+\pi^-$ candidates are used as a background sample (the sideband is $40 < m(K_S^0\pi^+\pi^-) - m_{B^0} < 150$ MeV/ c , where m_{B^0} is the known value of the B^0 mass [53]). The variables used are: the values of the impact parameter χ^2 , defined as the difference in χ^2 of the associated PV with and without the considered particle, for the bachelor tracks and the K_S^0 and B candidates; the vertex fit χ^2 for the

K_S^0 and B candidates; the angle between the B candidate flight direction and the line between the associated PV and the decay vertex; the separation between the PV and the decay vertex divided by its uncertainty; and the B candidate p_T . Some of these variables are transformed into their logarithms or other forms that are more appropriate for numerical handling. The consistency of the distributions of these variables between data and simulation is confirmed for $B^0 \rightarrow K_S^0 \pi^+ \pi^-$ decays using the *sPlot* technique [55] with the B candidate mass as discriminating variable.

The criteria on the outputs of the neural network are chosen to optimize the probability to observe the $B_s^0 \rightarrow K^{*\pm} K^\mp$ decay with significance exceeding five standard deviations (σ) [56]. For the optimization, an additional requirement on the $K_S^0 \pi^\pm$ invariant mass, $|m(K_S^0 \pi^\pm) - m_{K^{*\pm}}| < 100 \text{ MeV}/c$ with $m_{K^{*\pm}}$ the known $K^{*\pm}$ mass, calculated with the B and K_S^0 candidates constrained to their known masses, is imposed to select the $K^{*\pm}$ dominated region of the phase space. The requirements on the neural network output give signal efficiencies exceeding 90% for candidates containing long K_S^0 candidates and exceeding 80% for candidates containing downstream K_S^0 candidates, while approximately 95% and 92% of the background is removed from the two categories, respectively.

Requirements are imposed on particle identification information, primarily from the ring-imaging Cherenkov detectors [38], to separate $K^{*\pm} K^\mp$ and $K^{*\pm} \pi^\mp$ decays. The criteria are chosen based on optimization of a similar figure of merit to that used to obtain the requirement on the neural network output, and retain about 70% of $K^{*\pm} K^\mp$ and about 75% of $K^{*\pm} \pi^\mp$ decays. Candidates with tracks that are likely to be protons are rejected. After all selection requirements are applied, below 1% of events containing one candidate also contain a second candidate; all such candidates are retained.

4. Determination of signal yields

Candidates with masses inside the fit windows of $5000 < m(K_S^0 \pi^\pm h^\mp) < 5500 \text{ MeV}/c$ and $650 < m(K_S^0 \pi^\pm) < 1200 \text{ MeV}/c$ are used to perform extended unbinned maximum likelihood fits to determine the signal yields. In these fits, signal decays are separated from several categories of background by exploiting their distributions in both $m(K_S^0 \pi^\pm h^\mp)$ and $m(K_S^0 \pi^\pm)$. The mass of the $K_S^0 \pi^\pm h^\mp$ combination is calculated assigning either the kaon or pion mass to h^\mp according to the outcome of the particle identification requirement. A single simultaneous fit to both long and downstream candidates is performed. Separate fits are performed for $K^{*\pm} K^\mp$ and $K^{*\pm} \pi^\mp$ candidates.

In addition to the signal components and combinatorial background, candidates can originate from several other b hadron decays. Potential sources include: decays of B^0 and B_s^0 mesons to $K_S^0 \pi^\pm h^\mp$ final states without an intermediate K^* state (referred to as ‘nonresonant’); misidentified $B_{(s)}^0 \rightarrow K^{*\pm} h^\mp$ (referred to as ‘cross-feed’) and $\Lambda_b^0 \rightarrow K^{*-} p$ decays; decays of B mesons to charmless final states with an additional unreconstructed pion; and $B^+ \rightarrow \bar{D}^0 h^+$, $\bar{D}^0 \rightarrow K_S^0 \pi^+ \pi^-$ decays where the additional pion is not reconstructed. Where branching fraction measurements exist [31, 50, 53], the yields of the background sources, except that for nonresonant $B^0 \rightarrow K_S^0 \pi^+ \pi^-$ decays, are expected to be less than 10% of those for $B_s^0 \rightarrow K^{*\pm} K^\mp$. The branching fractions of the other nonresonant decays have not been previously determined.

The fit includes components for both B^0 and B_s^0 signal and nonresonant components, and the sources of background listed above. The signal components are parametrized by a Crystal

Ball (CB) function [57] in B candidate mass and a relativistic Breit–Wigner (RBW) function in K^* candidate mass. The peak positions and widths of the functions for the dominant contribution (B_s^0 for $K^{*\pm}K^\mp$, B^0 for $K^{*\pm}\pi^\mp$) are allowed to vary freely in the fit. The relative positions of the B^0 and B_s^0 peaks in the B candidate mass distribution are fixed according to the known B^0 – B_s^0 mass difference [53]. The tail parameters of the CB function are fixed to the values found in fits to simulated signal events, as are the relative widths of the B^0 and B_s^0 shapes. Cross-feed contributions are also described by the product of CB and RBW functions with parameters determined from simulation. The misidentification causes a shift and a smearing of the B candidate mass distribution and only small changes to the shape in the K^* candidate mass.

The B candidate mass distributions for the nonresonant components are also parametrized by a CB function, with peak positions and widths identical to those of the signal components, but with different tail parameters that are fixed to values obtained from simulation. Within the K^* mass window considered in the fit, the nonresonant shape can be approximated with a linear function. All linear functions used in the fit are parametrized by their yield and the abscissa value at which they cross zero, and are set to zero beyond this threshold, m_0 . The relative yields of nonresonant and signal components are constrained to have the same value in the samples with long and downstream candidates, but this ratio is allowed to be different for B^0 and B_s^0 decays.

Backgrounds from other b hadron decays are described nonparametrically by kernel functions [58] in the B candidate mass and either RBW or linear functions in the K^* candidate mass, depending on whether or not the decay involves a K^* resonance. All these background shapes are determined from simulation. To reduce the number of free parameters in the fit to the $K^{*\pm}K^\mp$ sample, the yields of the backgrounds from charmless hadronic B meson decays with missing particles are fixed relative to the yield for the $B^0 \rightarrow K^{*+}\pi^-$ cross-feed component according to expectation. The yield of the $B^+ \rightarrow \bar{D}^0 h^+$, $\bar{D}^0 \rightarrow K_S^0 \pi^+ \pi^-$ component is determined from the fit to data. The yield for the $\Lambda_b^0 \rightarrow K^{*-} p$ contribution is also a free parameter in the fit to $K^{*\pm}K^\mp$ candidates, but is fixed to zero in the fit to $K^{*\pm}\pi^\mp$ candidates.

The combinatorial background is modelled with linear functions in both B and K^* candidate mass distributions, with parameters freely varied in the fit to data except for the m_0 threshold in B candidate mass, which is fixed from fits to sideband data. For all components, the factorization of the two-dimensional probability density functions into the product of one-dimensional functions is verified to be a good approximation using simulation and sideband data. In total there are 20 free parameters in the fit to the $K^{*\pm}K^\mp$ sample: yields for B^0 and B_s^0 signals, cross-feed, Λ_b^0 , $B \rightarrow Dh$ and combinatorial backgrounds (all for both long and downstream categories); ratios of yields for the B^0 and B_s^0 nonresonant components; peak position and width parameters for the signal in both B candidate and K^* candidate mass distributions; and parameters of the linear functions describing the combinatorial background in K^* candidate mass for both long and downstream categories. The fit to the $K^{*\pm}\pi^\mp$ sample has the same number of free parameters, with the Λ_b^0 background yields replaced by charmless background yields. The stability of both fits is confirmed using simulated pseudoexperiments.

The results of the fits are shown in figures 2 and 3 for the $K^{*\pm}K^\mp$ and $K^{*\pm}\pi^\mp$ final states, respectively, and the signal yields are given in table 1. All other fit results are consistent with expectations.

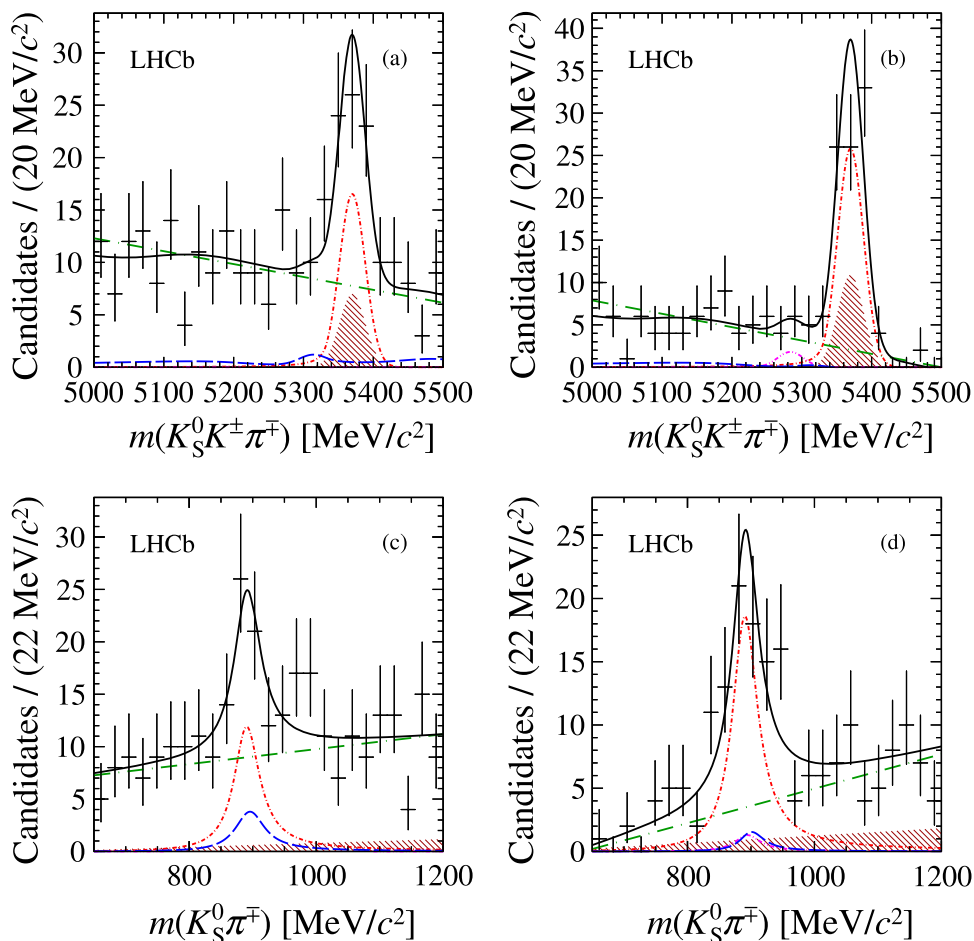


Figure 2. Results of the fit to $K^{*\pm}K^\mp$ candidates projected onto (a), (b) B candidate and (c), (d) K^* candidate mass distributions, for (a), (c) long and (b), (d) downstream candidates. The total fit result (solid black line) is shown together with the data points. Components for the B^0 (pink dash double-dotted line) and B_s^0 (red dash dotted line) signals are shown together with the B_s^0 nonresonant component (dark red falling-hatched area), charmless partially reconstructed and cross-feed background (blue long-dashed line), and combinatorial background (green long-dash dotted line) components. The $B^+ \rightarrow \bar{D}^0 h^+$ background component has a negative yield (consistent with zero) and so is not directly visible but causes the total PDF to go below the level of the combinatorial background on the left of the B candidate mass spectrum.

5. Systematic uncertainties

Systematic uncertainties occur due to possible imperfections in the fit model used to determine the signal yields, and due to imperfect knowledge of the efficiencies used to convert the yields to branching fraction results. A summary of the systematic uncertainties is given in table 2.

The fixed parameters in the functions describing the signal and background components are varied within their uncertainties, and the changes in the fitted yields are assigned as systematic uncertainties. Studies with simulated pseudoexperiments cannot exclude biases on

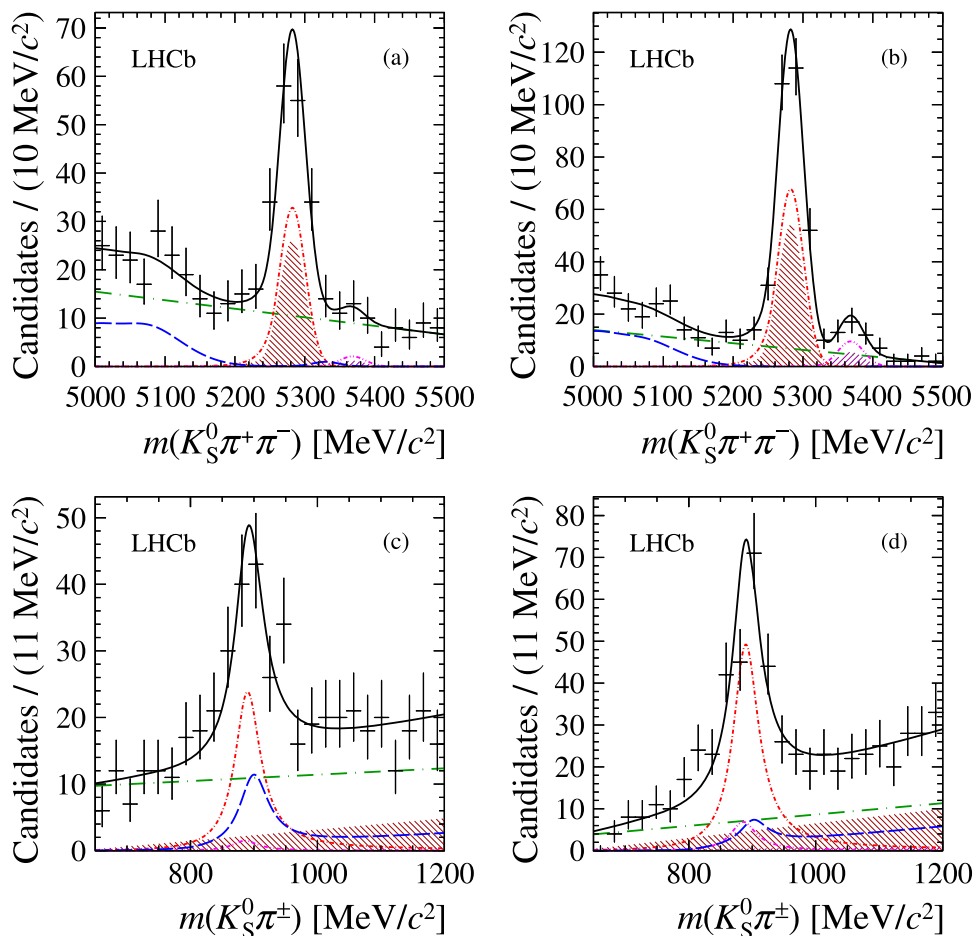


Figure 3. Results of the fit to $K^{*\pm}\pi^\mp$ candidates projected onto (a), (b) B candidate and (c), (d) K^* candidate mass distributions, for (a), (c) long and (b), (d) downstream candidates. The total fit result (black solid line) is shown together with the data points. Components for the B^0 (red dash-dotted line) and B_s^0 (pink dash-double-dotted line) signals are shown together with B^0 (dark red falling-hatched area) and B_s^0 (purple rising-hatched area) nonresonant components, partially reconstructed and cross-feed background (blue long-dashed line), and combinatorial background (green long-dash-dotted line) components.

Table 1. Yields and relative yields obtained from the fits to $K^{*\pm}K^\mp$ and $K^{*\pm}\pi^\mp$ candidates. The relative yields of nonresonant (NR) $B_{(s)}^0$ decays are constrained to be identical in long and downstream categories. Only statistical uncertainties are given.

Yield	B^0		B_s^0	
	Long	Downstream	Long	Downstream
$N(K^{*\pm}K^\mp)$	0 ± 4	4 ± 3	40 ± 8	62 ± 10
$N(K^{*\pm}\pi^\mp)$	80 ± 10	165 ± 16	5 ± 4	23 ± 8
$N(K_S^0 \pi^\pm K^\mp \text{ NR})/N(K^{*\pm}K^\mp)$	0.0 ± 1.0		0.41 ± 0.16	
$N(K_S^0 \pi^\pm \pi^\mp \text{ NR})/N(K^{*\pm}\pi^\mp)$	0.79 ± 0.14		0.6 ± 0.4	

Table 2. Systematic uncertainties on the relative branching fraction measurements. The total uncertainty is obtained by combining all sources in quadrature.

Source	$\frac{\mathcal{B}(B_s^0 \rightarrow K^{*\pm}K^\mp)}{\mathcal{B}(B^0 \rightarrow K^{*+}\pi^-)}$		$\frac{\mathcal{B}(B^0 \rightarrow K^{*\pm}K^\mp)}{\mathcal{B}(B^0 \rightarrow K^{*+}\pi^-)}$		$\frac{\mathcal{B}(B_s^0 \rightarrow K^{*-}\pi^+)}{\mathcal{B}(B^0 \rightarrow K^{*+}\pi^-)}$	
	Long	Downstream	Long	Downstream	Long	Downstream
	Fit	0.14	0.07	0.010	0.005	0.05
S-Wave interference	0.32	0.14	0.001	0.002	0.04	0.05
Acceptance	0.01	0.01	<0.001	<0.001	<0.01	0.01
Selection	0.08	0.05	<0.001	0.001	0.01	0.02
Trigger	0.03	0.02	<0.001	0.001	<0.01	0.01
Particle identification	0.04	0.03	<0.001	0.001	0.01	0.01
f_s/f_d	0.10	0.08	—	—	0.01	0.03
Total	0.37	0.19	0.011	0.006	0.06	0.08

the yields at the level of a few decays. An uncertainty corresponding to the size of the possible bias is assigned. The linear approximation for the shape of the nonresonant component in the K^* candidate mass can only be valid over a restricted range. Therefore the mass window is varied and the change in the fitted results taken as an estimate of the corresponding uncertainty.

The largest source of systematic uncertainty arises due to imperfect cancellation of interference effects between the P-wave K^* signal and the nonresonant component, in which the $K_S^0 \pi^\pm$ system is predominantly S-wave. Since the efficiency is not uniform as a function of the cosine of the decay angle, $\cos \theta_{K^*}$, defined as the angle between the B and K_S^0 candidate momenta in the rest frame of the $K_S^0 \pi^\pm$ system, a residual interference effect may bias the results. The size of this uncertainty is evaluated by fitting the distribution of $\cos \theta_{K^*}$ [59]. The distribution is reconstructed from the signal *sWeights* [55] obtained from the default fit. Only the region where $\cos \theta_{K^*}$ is positive is considered, since the efficiency variation is highly nontrivial in the negative region. This ensures that the assigned uncertainty is conservative since any cancellation of the interference effects between the two sides of the distribution is neglected. In the absence of interference, the distribution will be parabolic and pass through the origin. The bias on the signal yield due to interference can therefore be evaluated from the constant and linear components resulting from a fit of the distribution to a second-order polynomial. Such fits are shown for $B^0 \rightarrow K^{*+}\pi^-$ and $B_s^0 \rightarrow K^{*\pm}K^\mp$ signals in figure 4. The measured yields of the $B_s^0 \rightarrow K^{*-}\pi^+$ and $B^0 \rightarrow K^{*\pm}K^\mp$ signals are too small to allow this method to be used. Therefore the same relative uncertainties are assigned to these decays as in the corresponding B^0 or B_s^0 decay.

Systematic uncertainties on the ratio of efficiencies arise due to limited sizes of the simulation samples used to determine the acceptance and selection efficiencies, and due to possible mismodelling of the detector response. Two potential sources of mismodelling are the trigger and particle identification efficiencies. These are determined from control samples and systematic uncertainties assigned using the same procedures as described in [30]. The imperfect

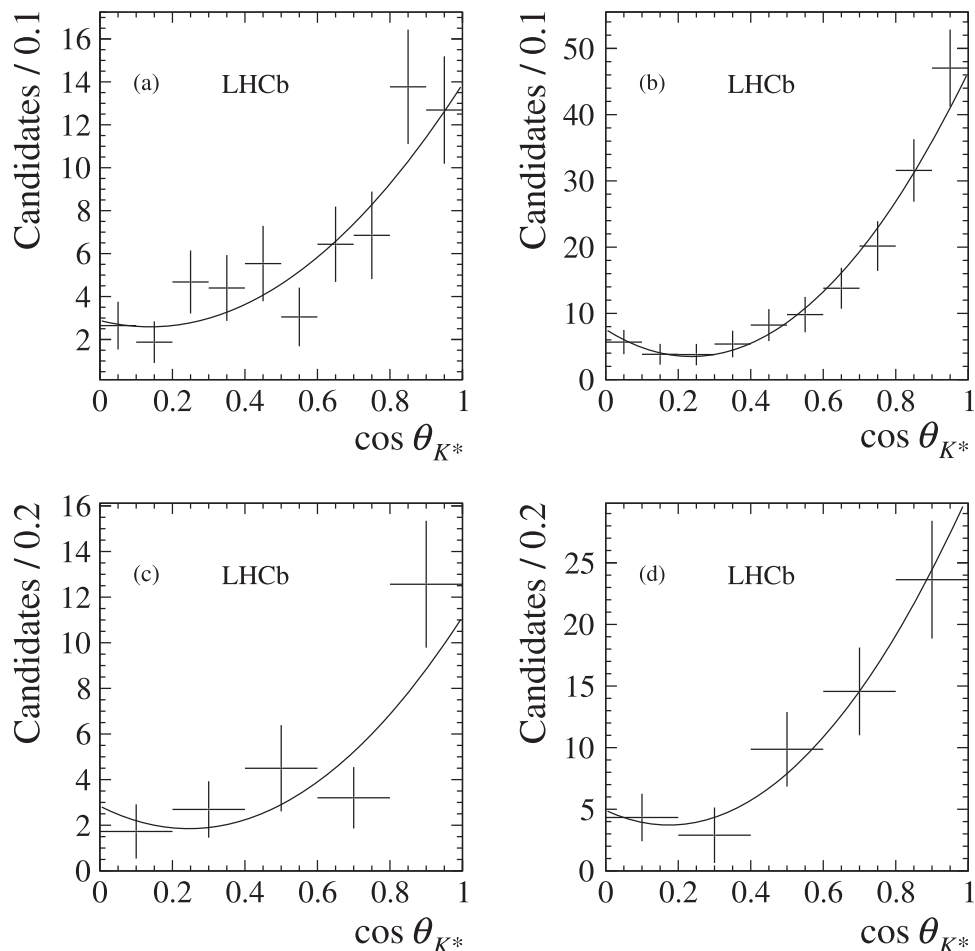


Figure 4. Background-subtracted distribution of $\cos \theta_{K^*}$ for (a), (b) $B^0 \rightarrow K^{*+} \pi^-$ and (c), (d) $B_s^0 \rightarrow K^{*+} K^-$ signals from the samples with (a), (c) long and (b), (d) downstream candidates. Results of fits with second-order polynomial functions are shown as the solid lines.

knowledge of the ratio of fragmentation fractions, $f_s/f_d = 0.259 \pm 0.015$ [32–34], is another source of uncertainty.

6. Results and conclusion

The significance of the signal strengths is determined from $\sqrt{-2\Delta \ln \mathcal{L}}$, where $\Delta \ln \mathcal{L}$ is the change in the log likelihood between the default fit result and that obtained when the relevant component is fixed to zero. This calculation is performed both with only the statistical uncertainty included, and after the likelihood function is convolved with a Gaussian function with width corresponding to the systematic uncertainty on the fitted yield. Combining the likelihoods from long and downstream categories, the statistical significances for $B_s^0 \rightarrow K^{*+} K^-$ and $B_s^0 \rightarrow K^{*-} \pi^+$ decays are 12.5σ and 3.9σ while the corresponding values for the total significance are 7.8σ and 3.4σ , respectively. The significance of the $B^0 \rightarrow K^{*+} K^-$ signal is below 2σ .

The ratios of branching fractions of equations (1) and (2) are obtained by correcting the ratios of yields by the ratios of efficiencies and, where appropriate, by the ratio of the fragmentation fractions. The particle identification efficiencies are determined from data, using samples of kaons and pions from $D^{*+} \rightarrow D^0\pi^+$, $D^0 \rightarrow K^-\pi^+$ decays reweighted according to the kinematic distributions of the bachelor tracks in $B_{(s)}^0 \rightarrow K^{*\pm}h^\mp$ decays. The relative efficiencies of the acceptance and all other selection requirements are determined from simulation. The relative efficiencies are within 10% of unity.

Since the signal for $B^0 \rightarrow K^{*\pm}K^\mp$ decays is not significant, upper limits at 90% and 95% confidence level (CL) are obtained by integrating the profile likelihood function in the region of positive branching fraction. All results from the samples with long and downstream candidates are consistent and the combined results are

$$\begin{aligned} \frac{\mathcal{B}(B_s^0 \rightarrow K^{*\pm}K^\mp)}{\mathcal{B}(B^0 \rightarrow K^{*+}\pi^-)} &= 1.49 \pm 0.22 \text{ (stat)} \pm 0.18 \text{ (syst)}, \\ \frac{\mathcal{B}(B^0 \rightarrow K^{*\pm}K^\mp)}{\mathcal{B}(B^0 \rightarrow K^{*+}\pi^-)} &= 0.02 \pm 0.02 \text{ (stat)} \pm 0.01 \text{ (syst)}, \\ &< 0.05 \text{ (0.06) at 90\% (95\%) CL}, \\ \frac{\mathcal{B}(B_s^0 \rightarrow K^{*-}\pi^+)}{\mathcal{B}(B^0 \rightarrow K^{*+}\pi^-)} &= 0.39 \pm 0.13 \text{ (stat)} \pm 0.05 \text{ (syst)}. \end{aligned}$$

Multiplying the relative branching fractions by $\mathcal{B}(B^0 \rightarrow K^{*+}\pi^-) = (8.5 \pm 0.7) \times 10^{-6}$ [31] gives

$$\begin{aligned} \mathcal{B}(B_s^0 \rightarrow K^{*\pm}K^\mp) &= (12.7 \pm 1.9 \text{ (stat)} \pm 1.9 \text{ (syst)}) \times 10^{-6}, \\ \mathcal{B}(B^0 \rightarrow K^{*\pm}K^\mp) &= (0.17 \pm 0.15 \text{ (stat)} \pm 0.05 \text{ (syst)}) \times 10^{-6}, \\ &< 0.4 \text{ (0.5)} \times 10^{-6} \text{ at 90\% (95\%) CL}, \\ \mathcal{B}(B_s^0 \rightarrow K^{*-}\pi^+) &= (3.3 \pm 1.1 \text{ (stat)} \pm 0.5 \text{ (syst)}) \times 10^{-6}. \end{aligned}$$

In summary, $B_{(s)}^0 \rightarrow K^{*\pm}h^\mp$ decays have been studied using a data sample corresponding to 1.0 fb^{-1} of pp collision data at a centre-of-mass energy of 7 TeV collected with the LHCb detector. The first observation of the $B_s^0 \rightarrow K^{*\pm}K^\mp$ decay and the first evidence for the $B_s^0 \rightarrow K^{*-}\pi^+$ decay are obtained, and their branching fractions measured. An upper limit is set on the branching fraction of the $B^0 \rightarrow K^{*\pm}K^\mp$ decay. The results are consistent with several independent theoretical predictions [60–62] and represent an important step towards searches for physics beyond the Standard Model in decays of B mesons to charmless final states containing one pseudoscalar and one vector meson. Dalitz plot analyses of larger samples will allow the reduction of both statistical and systematic uncertainties on these results. The additional sensitivity to relative phases provided by such analyses will also permit searches for sources of CP violation beyond the Standard Model.

Acknowledgments

We express our gratitude to our colleagues in the CERN accelerator departments for the excellent performance of the LHC. We thank the technical and administrative staff at the LHCb institutes. We acknowledge support from CERN and from the national agencies: CAPES, CNPq, FAPERJ and FINEP (Brazil); NSFC (China); CNRS/IN2P3 (France); BMBF, DFG, HGF and MPG (Germany); SFI (Ireland); INFN (Italy); FOM and NWO (The Netherlands); MNiSW and NCN (Poland); MEN/IFA (Romania); MinES and FANO (Russia); MinECo (Spain); SNSF and SER (Switzerland); NASU (Ukraine); STFC (United Kingdom); NSF (USA). The Tier1 computing centres are supported by IN2P3 (France), KIT and BMBF (Germany), INFN (Italy), NWO and SURF (The Netherlands), PIC (Spain), GridPP (United Kingdom). We are indebted to the communities behind the multiple open source software packages on which we depend. We are also thankful for the computing resources and the access to software R&D tools provided by Yandex LLC (Russia). Individual groups or members have received support from EPLANET, Marie Skłodowska-Curie Actions and ERC (European Union), Conseil général de Haute-Savoie, Labex ENIGMASS and OCEVU, Région Auvergne (France), RFBR (Russia), XuntaGal and GENCAT (Spain), Royal Society and Royal Commission for the Exhibition of 1851 (United Kingdom).

The LHCb Collaboration¹

R Aaij⁴², B Adeva³⁸, M Adinolfi⁴⁷, A Affolder⁵³, Z Ajaltouni⁶, S Akar⁷, J Albrecht¹⁰, F Alessio³⁹, M Alexander⁵², S Ali⁴², G Alkhazov³¹, P Alvarez Cartelle³⁸, A A Alves Jr^{26,39}, S Amato³, S Amerio²³, Y Amhis⁸, L An⁴, L Anderlini^{18,74}, J Anderson⁴¹, R Andreassen⁵⁸, M Andreotti^{17,73}, J E Andrews⁵⁹, R B Appleby⁵⁵, O Aquines Gutierrez¹¹, F Archilli³⁹, A Artamonov³⁶, M Artuso⁶⁰, E Aslanides⁷, G Auriemma^{26,81}, M Baalouch⁶, S Bachmann¹², J J Back⁴⁹, A Badalov³⁷, W Baldini¹⁷, R J Barlow⁵⁵, C Barschel³⁹, S Barsuk⁸, W Barter⁴⁸, V Batozskaya²⁹, V Battista⁴⁰, A Bay⁴⁰, L Beaucourt⁵, J Beddow⁵², F Bedeschi²⁴, I Bediaga², S Belogurov³², K Belous³⁶, I Belyaev³², E Ben-Haim⁹, G Bencivenni¹⁹, S Benson³⁹, J Benton⁴⁷, A Berezhnoy³³, R Bernet⁴¹, M-O Bettler⁴⁸, M van Beuzekom⁴², A Bien¹², S Bifani⁴⁶, T Bird⁵⁵, A Bizzeti^{18,76}, P M Bjørnstad⁵⁵, T Blake⁴⁹, F Blanc⁴⁰, J Blouw¹¹, S Blusk⁶⁰, V Bocci²⁶, A Bondar³⁵, N Bondar^{31,39}, W Bonivento^{16,39}, S Borghi⁵⁵, A Borgia⁶⁰, M Borsato⁸, T J V Bowcock⁵³, E Bowen⁴¹, C Bozzi¹⁷, T Brambach¹⁰, J van den Brand⁴³, J Bressieux⁴⁰, D Brett⁵⁵, M Britsch¹¹, T Britton⁶⁰, J Brodzicka⁵⁵, N H Brook⁴⁷, H Brown⁵³, A Bursche⁴¹, G Busetto^{23,89}, J Buytaert³⁹, S Cadeddu¹⁶, R Calabrese^{17,73}, M Calvi^{21,78}, M Calvo Gomez^{37,83}, P Campana^{19,39}, D Campora Perez³⁹, A Carbone^{15,71}, G Carboni^{25,2}, R Cardinale^{20,39,77}, A Cardini¹⁶, L Carson⁵¹, K Carvalho Akiba³, G Casse⁵³, L Cassina²¹, L Castillo Garcia³⁹, M Cattaneo³⁹, Ch Cauet¹⁰, R Cenci⁵⁹, M Charles⁹, Ph Charpentier³⁹, M Chefdeville⁵, S Chen⁵⁵, S-F Cheung⁵⁶, N Chiapolini⁴¹, M Chrzaszcz^{41,27}, K Ciba³⁹, X Cid Vidal³⁹, G Ciezarek⁵⁴, P E L Clarke⁵¹, M Clemencic³⁹, H V Cliff⁴⁸, J Closier³⁹, V Coco³⁹, J Cogan⁷, E Cogneras⁶, L Cojocariu³⁰, P Collins³⁹, A Comerma-Montells¹², A Contu¹⁶, A Cook⁴⁷, M Coombes⁴⁷, S Coquereau⁹, G Corti³⁹, M Corvo^{17,73}, I Counts⁵⁷, B Couturier³⁹, G A Cowan⁵¹, D C Craik⁴⁹, M Cruz Torres⁶¹, S Cunliffe⁵⁴, R Currie⁵¹, C D'Ambrosio³⁹, J Dalseno⁴⁷, P David⁹, P N Y David⁴², A Davis⁵⁸, K De Bruyn⁴², S De Capua⁵⁵, M De Cian¹², J M De Miranda², L De Paula³, W De Silva⁵⁸, P De Simone¹⁹, D Decamp⁵, M Deckenhoff¹⁰, L Del Buono⁹, N Déleage⁵, D Derkach⁵⁶, O Deschamps⁶, F Dettori³⁹, A Di Canto³⁹, H Dijkstra³⁹, S Donleavy⁵³, F Dordei¹², M Dorigo⁴⁰,

A Dosil Suárez³⁸, D Dossett⁴⁹, A Dovbnya⁴⁴, K Dreimanis⁵³, G Dujany⁵⁵, F Dupertuis⁴⁰, P Durante³⁹, R Dzhelyadin³⁶, A Dziurda²⁷, A Dzyuba³¹, S Easo^{50,39}, U Egede⁵⁴, V Egorychev³², S Eidelman³⁵, S Eisenhardt⁵¹, U Eitschberger¹⁰, R Ekelhof¹⁰, L Eklund⁵², I El Rifai⁶, Ch Elsasser⁴¹, S Ely⁶⁰, S Esen¹², H-M Evans⁴⁸, T Evans⁵⁶, A Falabella¹⁵, C Färber¹², C Farinelli⁴², N Farley⁴⁶, S Farry⁵³, R F Fay⁵³, D Ferguson⁵¹, V Fernandez Albor³⁸, F Ferreira Rodrigues², M Ferro-Luzzi³⁹, S Filippov³⁴, M Fiore^{17,73}, M Fiorini^{17,73}, M Firlej²⁸, C Fitzpatrick⁴⁰, T Fiutowski²⁸, M Fontana¹¹, F Fontanelli^{20,77}, R Forty³⁹, O Francisco³, M Frank³⁹, C Frei³⁹, M Frosini^{18,39,74}, J Fu^{22,39}, E Furfaro^{25,2}, A Gallas Torreira³⁸, D Galli^{15,71}, S Gallorini²³, S Gambetta^{20,77}, M Gandelman³, P Gandini⁶⁰, Y Gao⁴, J García Pardiñas³⁸, J Garofoli⁶⁰, J Garra Tico⁴⁸, L Garrido³⁷, C Gaspar³⁹, R Gauld⁵⁶, L Gavardi¹⁰, G Gavrilo³¹, A Geraci^{22,89}, E Gersabeck¹², M Gersabeck⁵⁵, T Gershon⁴⁹, Ph Ghez⁵, A Gianelle²³, S Giani⁴⁰, V Gibson⁴⁸, L Giubega³⁰, V V Gligorov³⁹, C Göbel⁶¹, D Golubkov³², A Golutvin^{54,32,39}, A Gomes^{2,68}, C Gotti²¹, M Grabalosa Gándara⁶, R Graciani Diaz³⁷, L A Granado Cardoso³⁹, E Graugés³⁷, G Graziani¹⁸, A Grecu³⁰, E Greening⁵⁶, S Gregson⁴⁸, P Griffith⁴⁶, L Grillo¹², O Grünberg⁶³, B Gui⁶⁰, E Gushchin³⁴, Yu Guz^{36,39}, T Gys³⁹, C Hadjivasiliou⁶⁰, G Haefeli⁴⁰, C Haen³⁹, S C Haines⁴⁸, S Hall⁵⁴, B Hamilton⁵⁹, T Hampson⁴⁷, X Han¹², S Hansmann-Menzemer¹², N Harnew⁵⁶, S T Harnew⁴⁷, J Harrison⁵⁵, J He³⁹, T Head³⁹, V Heijne⁴², K Hennessy⁵³, P Henrard⁶, L Henry⁹, J A Hernando Morata³⁸, E van Herwijnen³⁹, M Heß⁶³, A Hicheur², D Hill⁵⁶, M Hoballah⁶, C Hombach⁵⁵, W Hulsbergen⁴², P Hunt⁵⁶, N Hussain⁵⁶, D Hutchcroft⁵³, D Hynds⁵², M Idzik²⁸, P Ilten⁵⁷, R Jacobsson³⁹, A Jaeger¹², J Jalocho⁵⁶, E Jans⁴², P Jatou⁴⁰, A Jawahery⁵⁹, F Jing⁴, M John⁵⁶, D Johnson⁵⁶, C R Jones⁴⁸, C Joram³⁹, B Jost³⁹, N Jurik⁶⁰, M Kabbalo¹⁰, S Kandybei⁴⁴, W Kanso⁷, M Karacson³⁹, T M Karbach³⁹, S Karodia⁵², M Kelsey⁶⁰, I R Kenyon⁴⁶, T Ketel⁴³, B Khanji²¹, C Khurewathanakul⁴⁰, S Klaver⁵⁵, K Klimaszewski²⁹, O Kochebina⁸, M Kolpin¹², I Komarov⁴⁰, R F Koopman⁴³, P Koppenburg^{42,39}, M Korolev³³, A Kozlinskiy⁴², L Kravchuk³⁴, K Kreplin¹², M Kreps⁴⁹, G Krocker¹², P Krokovny³⁵, F Kruse¹⁰, W Kucewicz^{27,82}, M Kucharczyk^{21,27,39,78}, V Kudryavtsev³⁵, K Kurek²⁹, T Kvaratskheliya³², V N LaThi⁴⁰, D Lacarrere³⁹, G Lafferty⁵⁵, A Lai¹⁶, D Lambert⁵¹, R W Lambert⁴³, G Lanfranchi¹⁹, C Langenbruch⁴⁹, B Langhans³⁹, T Latham⁴⁹, C Lazzeroni⁴⁶, R Le Gac⁷, J van Leerdam⁴², J-P Lees⁵, R Lefèvre⁶, A Leflat³³, J Lefrançois⁸, S Leo²⁴, O Leroy⁷, T Lesiak²⁷, B Leverington¹², Y Li⁴, T Likhomanenko⁶⁴, M Liles⁵³, R Lindner³⁹, C Linn³⁹, F Lionetto⁴¹, B Liu¹⁶, S Lohn³⁹, I Longstaff⁵², J H Lopes³, N Lopez-March⁴⁰, P Lowdon⁴¹, H Lu⁴, D Lucchesi^{23,85}, H Luo⁵¹, A Lupato²³, E Luppi^{17,73}, O Lupton⁵⁶, F Machefert⁸, I V Machikhiliyan³², F Maciuc³⁰, O Maev³¹, S Malde⁵⁶, A Malinin⁶⁴, G Manca^{16,72}, G Mancinelli⁷, A Mapelli³⁹, J Maratas⁶, J F Marchand⁵, U Marconi¹⁵, C Marin Benito³⁷, P Marino^{24,87}, R Märki⁴⁰, J Marks¹², G Martellotti²⁶, A Martens⁹, A Martín Sánchez⁸, M Martinelli⁴⁰, D Martinez Santos⁴³, F Martinez Vidal⁶⁵, D Martins Tostes³, A Massafferri², R Matev³⁹, Z Mathe³⁹, C Matteuzzi²¹, A Mazurov^{17,73}, M McCann⁵⁴, J McCarthy⁴⁶, A McNab⁵⁵, R McNulty¹³, B McSkelly⁵³, B Meadows⁵⁸, F Meier¹⁰, M Meissner¹², M Merk⁴², D A Milanese⁹, M-N Minard⁵, N Moggi¹⁵, J Molina Rodriguez⁶¹, S Monteil⁶, M Morandin²³, P Morawski²⁸, A Mordà⁷, M J Morello^{24,87}, J Moron²⁸, A-B Morris⁵¹, R Mountain⁶⁰, F Muheim⁵¹, K Müller⁴¹, M Mussini¹⁵, B Muster⁴⁰, P Naik⁴⁷, T Nakada⁴⁰, R Nandakumar⁵⁰, I Nasteva³, M Needham⁵¹, N Neri²², S Neubert³⁹, N Neufeld³⁹, M Neuner¹², A D Nguyen⁴⁰, T D Nguyen⁴⁰, C Nguyen-Mau^{40,84}, M Nicol⁸, V Niess⁶, R Niet¹⁰, N Nikitin³³, T Nikodem¹², A Novoselov³⁶, D P O'Hanlon⁴⁹, A Oblakowska-Mucha²⁸, V Obraztsov³⁶, S Oggero⁴², S Ogilvy⁵², O Okhrimenko⁴⁵, R Oldeman^{16,75}, G Onderwater⁶⁶, M Orlandea³⁰, J M Otalora Goicochea³, P Owen⁵⁴, A Oyanguren⁶⁵, B K Pal⁶⁰, A Palano^{14,70}, F Palombo^{22,88}, M Palutan¹⁹, J Panman³⁹, A Papanestis^{50,39}, M Pappagallo⁵², L L Pappalardo^{17,73}, C Parkes⁵⁵, C J Parkinson^{10,46}, G Passaleva¹⁸, G D Patel⁵³, M Patel⁵⁴, C Patrignani^{20,77}, A Pazos Alvarez³⁸, A Pearce⁵⁵, A Pellegrino⁴², M Pepe Altarelli³⁹,

S Perazzini^{15,71}, E Perez Trigo³⁸, P Perret⁶, M Perrin-Terrin⁷, L Pescatore⁴⁶, E Pesen⁶⁷, K Petridis⁵⁴, A Petrolini^{20,77}, E Picatoste Olloqui³⁷, B Pietrzyk⁵, T Pilař⁴⁹, D Pinci²⁶, A Pistone²⁰, S Playfer⁵¹, M Plo Casasus³⁸, F Polci⁹, A Poluektov^{49,35}, E Polycarpo³, A Popov³⁶, D Popov¹¹, B Popovici³⁰, C Potterat³, E Price⁴⁷, J Prisciandaro⁴⁰, A Pritchard⁵³, C Prouve⁴⁷, V Pugatch⁴⁵, A Puig Navarro⁴⁰, G Punzi^{24,86}, W Qian⁵, B Rachwal²⁷, J H Rademacker⁴⁷, B Rakotomiaramanana⁴⁰, M Rama¹⁹, M S Rangel³, I Raniuk⁴⁴, N Rauschmayr³⁹, G Raven⁴³, S Reichert⁵⁵, M M Reid⁴⁹, A C dos Reis², S Ricciardi⁵⁰, S Richards⁴⁷, M Rihl³⁹, K Rinnert⁵³, V Rives Molina³⁷, D A Roa Romero⁶, P Robbe⁸, A B Rodrigues², E Rodrigues⁵⁵, P Rodriguez Perez⁵⁵, S Roiser³⁹, V Romanovsky³⁶, A Romero Vidal³⁸, M Rotondo²³, J Rouvinet⁴⁰, T Ruf³⁹, H Ruiz³⁷, P Ruiz Valls⁶⁵, J J Saborido Silva³⁸, N Sagidova³¹, P Sail⁵², B Saitta^{16,72}, V Salustino Guimaraes³, C Sanchez Mayordomo⁶⁵, B Sanmartin Sedes³⁸, R Santacesaria²⁶, C Santamarina Rios³⁸, E Santovetti^{25,79}, A Sarti^{19,80}, C Satriano^{26,81}, A Satta²⁵, D M Saunders⁴⁷, M Savrie^{17,73}, D Savrina^{32,33}, M Schiller⁴³, H Schindler³⁹, M Schlupp¹⁰, M Schmelling¹¹, B Schmidt³⁹, O Schneider⁴⁰, A Schopper³⁹, M-H Schune⁸, R Schwemmer³⁹, B Sciascia¹⁹, A Sciubba²⁶, M Seco³⁸, A Semennikov³², I Sepp⁵⁴, N Serra⁴¹, J Serrano⁷, L Sestini²³, P Seyfert¹², M Shapkin³⁶, I Shapoval^{17,44,73}, Y Shcheglov³¹, T Shears⁵³, L Shekhtman³⁵, V Shevchenko⁶⁴, A Shires¹⁰, R Silva Coutinho⁴⁹, G Simi²³, M Sirendi⁴⁸, N Skidmore⁴⁷, T Skwarnicki⁶⁰, N A Smith⁵³, E Smith^{56,50}, E Smith⁵⁴, J Smith⁴⁸, M Smith⁵⁵, H Snoek⁴², M D Sokoloff⁵⁸, F J P Soler⁵², F Soomro⁴⁰, D Souza⁴⁷, B Souza De Paula³, B Spaan¹⁰, A Sparkes⁵¹, P Spradlin⁵², S Sridharan³⁹, F Stagni³⁹, M Stahl¹², S Stahl¹², O Steinkamp⁴¹, O Stenyakin³⁶, S Stevenson⁵⁶, S Stoica³⁰, S Stone⁶⁰, B Storaci⁴¹, S Stracka^{24,39}, M Straticiu³⁰, U Straumann⁴¹, R Stroili²³, V K Subbiah³⁹, L Sun⁵⁸, W Sutcliffe⁵⁴, K Swientek²⁸, S Swientek¹⁰, V Syropoulos⁴³, M Szczekowski²⁹, P Szczypka^{40,39}, D Szilard³, T Szumlak²⁸, S T'Jampens⁵, M Teklishyn⁸, G Tellarini^{17,73}, F Teubert³⁹, C Thomas⁵⁶, E Thomas³⁹, J van Tilburg⁴², V Tisserand⁵, M Tobin⁴⁰, S Tolk⁴³, L Tomassetti^{17,73}, D Tonelli³⁹, S Topp-Joergensen⁵⁶, N Torr⁵⁶, E Tournefier⁵, S Tourneur⁴⁰, M T Tran⁴⁰, M Tresch⁴¹, A Tsaregorodtsev⁷, P Tsopelas⁴², N Tuning⁴², M Ubeda Garcia³⁹, A Ukleja²⁹, A Ustyuzhanin⁶⁴, U Uwer¹², V Vagnoni¹⁵, G Valenti¹⁵, A Vallier⁸, R Vazquez Gomez¹⁹, P Vazquez Regueiro³⁸, C Vázquez Sierra³⁸, S Vecchi¹⁷, J J Velthuis⁴⁷, M Veltri^{18,75}, G Veneziano⁴⁰, M Vesterinen¹², B Viaud⁸, D Vieira³, M Vieites Diaz³⁸, X Vilasis-Cardona^{37,83}, A Vollhardt⁴¹, D Volyanskyy¹¹, D Voong⁴⁷, A Vorobyev³¹, V Vorobyev³⁵, C Voß⁶³, H Voss¹¹, J A de Vries⁴², R Waldi⁶³, C Wallace⁴⁹, R Wallace¹³, J Walsh²⁴, S Wandernoth¹², J Wang⁶⁰, D R Ward⁴⁸, N K Watson⁴⁶, D Websdale⁵⁴, M Whitehead⁴⁹, J Wicht³⁹, D Wiedner¹², G Wilkinson⁵⁶, M P Williams⁴⁶, M Williams⁵⁷, F F Wilson⁵⁰, J Wimberley⁵⁹, J Wishahi¹⁰, W Wislicki²⁹, M Witek²⁷, G Wormser⁸, S A Wotton⁴⁸, S Wright⁴⁸, S Wu⁴, K Wyllie³⁹, Y Xie⁶², Z Xing⁶⁰, Z Xu⁴⁰, Z Yang⁴, X Yuan⁴, O Yushchenko³⁶, M Zangoli¹⁵, M Zavertyaev^{11,69}, L Zhang⁶⁰, W C Zhang¹³, Y Zhang⁴, A Zhelezov¹², A Zhokhov³², L Zhong⁴, A Zvyagin³⁹

² Centro Brasileiro de Pesquisas Físicas (CBPF), Rio de Janeiro, Brazil

³ Universidade Federal do Rio de Janeiro (UFRJ), Rio de Janeiro, Brazil

⁴ Center for High Energy Physics, Tsinghua University, Beijing, People's Republic of China

⁵ LAPP, Université de Savoie, CNRS/IN2P3, Annecy-Le-Vieux, France

⁶ Clermont Université, Université Blaise Pascal, CNRS/IN2P3, LPC, Clermont-Ferrand, France

⁷ CPPM, Aix-Marseille Université, CNRS/IN2P3, Marseille, France

⁸ LAL, Université Paris-Sud, CNRS/IN2P3, Orsay, France

⁹ LPNHE, Université Pierre et Marie Curie, Université Paris Diderot, CNRS/IN2P3, Paris, France

¹⁰ Fakultät Physik, Technische Universität Dortmund, Dortmund, Germany

¹¹ Max-Planck-Institut für Kernphysik (MPIK), Heidelberg, Germany

¹² Physikalisches Institut, Ruprecht-Karls-Universität Heidelberg, Heidelberg, Germany

- ¹³ School of Physics, University College Dublin, Dublin, Ireland
¹⁴ Sezione INFN di Bari, Bari, Italy
¹⁵ Sezione INFN di Bologna, Bologna, Italy
¹⁶ Sezione INFN di Cagliari, Cagliari, Italy
¹⁷ Sezione INFN di Ferrara, Ferrara, Italy
¹⁸ Sezione INFN di Firenze, Firenze, Italy
¹⁹ Laboratori Nazionali dell'INFN di Frascati, Frascati, Italy
²⁰ Sezione INFN di Genova, Genova, Italy
²¹ Sezione INFN di Milano Bicocca, Milano, Italy
²² Sezione INFN di Milano, Milano, Italy
²³ Sezione INFN di Padova, Padova, Italy
²⁴ Sezione INFN di Pisa, Pisa, Italy
²⁵ Sezione INFN di Roma Tor Vergata, Roma, Italy
²⁶ Sezione INFN di Roma La Sapienza, Roma, Italy
²⁷ Henryk Niewodniczanski Institute of Nuclear Physics Polish Academy of Sciences, Kraków, Poland
²⁸ AGH-University of Science and Technology, Faculty of Physics and Applied Computer Science, Kraków, Poland
²⁹ National Center for Nuclear Research (NCBJ), Warsaw, Poland
³⁰ Horia Hulubei National Institute of Physics and Nuclear Engineering, Bucharest-Magurele, Romania
³¹ Petersburg Nuclear Physics Institute (PNPI), Gatchina, Russia
³² Institute of Theoretical and Experimental Physics (ITEP), Moscow, Russia
³³ Institute of Nuclear Physics, Moscow State University (SINP MSU), Moscow, Russia
³⁴ Institute for Nuclear Research of the Russian Academy of Sciences (INR RAN), Moscow, Russia
³⁵ Budker Institute of Nuclear Physics (SB RAS) and Novosibirsk State University, Novosibirsk, Russia
³⁶ Institute for High Energy Physics (IHEP), Protvino, Russia
³⁷ Universitat de Barcelona, Barcelona, Spain
³⁸ Universidad de Santiago de Compostela, Santiago de Compostela, Spain
³⁹ European Organization for Nuclear Research (CERN), Geneva, Switzerland
⁴⁰ Ecole Polytechnique Fédérale de Lausanne (EPFL), Lausanne, Switzerland
⁴¹ Physik-Institut, Universität Zürich, Zürich, Switzerland
⁴² Nikhef National Institute for Subatomic Physics, Amsterdam, The Netherlands
⁴³ Nikhef National Institute for Subatomic Physics and VU University Amsterdam, Amsterdam, The Netherlands
⁴⁴ NSC Kharkiv Institute of Physics and Technology (NSC KIPT), Kharkiv, Ukraine
⁴⁵ Institute for Nuclear Research of the National Academy of Sciences (KINR), Kyiv, Ukraine
⁴⁶ University of Birmingham, Birmingham, UK
⁴⁷ H. H. Wills Physics Laboratory, University of Bristol, Bristol, UK
⁴⁸ Cavendish Laboratory, University of Cambridge, Cambridge, UK
⁴⁹ Department of Physics, University of Warwick, Coventry, UK
⁵⁰ STFC Rutherford Appleton Laboratory, Didcot, UK
⁵¹ School of Physics and Astronomy, University of Edinburgh, Edinburgh, UK
⁵² School of Physics and Astronomy, University of Glasgow, Glasgow, UK
⁵³ Oliver Lodge Laboratory, University of Liverpool, Liverpool, UK
⁵⁴ Imperial College London, London, UK
⁵⁵ School of Physics and Astronomy, University of Manchester, Manchester, UK
⁵⁶ Department of Physics, University of Oxford, Oxford, UK
⁵⁷ Massachusetts Institute of Technology, Cambridge, MA, USA
⁵⁸ University of Cincinnati, Cincinnati, OH, USA
⁵⁹ University of Maryland, College Park, MD, USA
⁶⁰ Syracuse University, Syracuse, NY, USA
⁶¹ Pontifícia Universidade Católica do Rio de Janeiro (PUC-Rio), Rio de Janeiro, Brazil, associated to ³
⁶² Institute of Particle Physics, Central China Normal University, Wuhan, Hubei, China, associated to ⁴
⁶³ Institut für Physik, Universität Rostock, Rostock, Germany, associated to ¹²
⁶⁴ National Research Centre Kurchatov Institute, Moscow, Russia, associated to ³²
⁶⁵ Instituto de Física Corpuscular (IFIC), Universitat de Valencia-CSIC, Valencia, Spain, associated to ³⁷
⁶⁶ KVI-University of Groningen, Groningen, The Netherlands, associated to ⁴²
⁶⁷ Celal Bayar University, Manisa, Turkey, associated to ³⁹
⁶⁸ Universidade Federal do Triângulo Mineiro (UFMT), Uberaba-MG, Brazil
⁶⁹ P N Lebedev Physical Institute, Russian Academy of Science (LPI RAS), Moscow, Russia

- ⁷⁰ Università di Bari, Bari, Italy
⁷¹ Università di Bologna, Bologna, Italy
⁷² Università di Cagliari, Cagliari, Italy
⁷³ Università di Ferrara, Ferrara, Italy
⁷⁴ Università di Firenze, Firenze, Italy
⁷⁵ Università di Urbino, Urbino, Italy
⁷⁶ Università di Modena e Reggio Emilia, Modena, Italy
⁷⁷ Università di Genova, Genova, Italy
⁷⁸ Università di Milano Bicocca, Milano, Italy
⁷⁹ Università di Roma Tor Vergata, Roma, Italy
⁸⁰ Università di Roma La Sapienza, Roma, Italy
⁸¹ Università della Basilicata, Potenza, Italy
⁸² AGH-University of Science and Technology, Faculty of Computer Science, Electronics and Telecommunications, Kraków, Poland
⁸³ LIFAELS, La Salle, Universitat Ramon Llull, Barcelona, Spain
⁸⁴ Hanoi University of Science, Hanoi, Viet Nam
⁸⁵ Università di Padova, Padova, Italy
⁸⁶ Università di Pisa, Pisa, Italy
⁸⁷ Scuola Normale Superiore, Pisa, Italy
⁸⁸ Università degli Studi di Milano, Milano, Italy
⁸⁹ Politecnico di Milano, Milano, Italy

References

- [1] Cabibbo N 1963 Unitary symmetry and leptonic decays *Phys. Rev. Lett.* **10** 531
[2] Kobayashi M and Maskawa T 1973 *CP* violation in the renormalizable theory of weak interaction *Prog. Theor. Phys.* **49** 652
[3] Riotto A and Trodden M 1999 Recent progress in baryogenesis *Ann. Rev. Nucl. Part. Sci.* **49** 35
[4] Antonelli M *et al* 2010 Flavor physics in the quark sector *Phys. Rep.* **494** 197
[5] Lees J P *et al* (BaBar collaboration) 2013 Measurement of *CP* asymmetries and branching fractions in charmless two-body *B*-meson decays to pions and kaons *Phys. Rev. D* **87** 052009
[6] Duh Y-T *et al* (Belle collaboration) 2013 Measurements of branching fractions and direct *CP* asymmetries for $B \rightarrow K\pi$, $B \rightarrow \pi\pi$ and $B \rightarrow KK$ decays *Phys. Rev. D* **87** 031103
[7] Aaij R *et al* (LHCb collaboration) 2013 First observation of *CP* violation in the decays of B_s^0 mesons *Phys. Rev. Lett.* **110** 221601
[8] Aaltonen T A *et al* (CDF collaboration) 2014 Measurements of direct *CP*-violating asymmetries in charmless decays of bottom baryons *to appear in Phys. Rev. Lett.* (arXiv:1403.5586)
[9] Aaij R *et al* (LHCb collaboration) 2013 Measurement of *CP* violation in the phase space of $B^\pm \rightarrow K^\pm\pi^+\pi^-$ and $B^\pm \rightarrow K^\pm K^+ K^-$ decays *Phys. Rev. Lett.* **111** 101801
[10] Aaij R *et al* (LHCb collaboration) 2014 Measurement of *CP* violation in the phase space of $B^\pm \rightarrow K^+ K^- \pi^\pm$ and $B^\pm \rightarrow \pi^+ \pi^- \pi^\pm$ decays *Phys. Rev. Lett.* **112** 011801
[11] Aaij R *et al* (LHCb collaboration) 2014 Measurement of *CP* violation in the three-body phase space of charmless B^\pm decays *to appear in Phys. Rev. D* (arXiv:1408.5373)
[12] Dalitz R H 1953 On the analysis of tau-meson data and the nature of the tau-meson *Phil. Mag.* **44** 1068
[13] Ciuchini M, Pierini M and Silvestrini L 2006 New bounds on the Cabibbo–Kobayashi–Maskawa matrix from $B \rightarrow K\pi\pi$ Dalitz plot analyses *Phys. Rev. D* **74** 051301
[14] Ciuchini M, Pierini M and Silvestrini L 2007 Hunting the CKM weak phase with time-integrated Dalitz analyses of $B_s^0 \rightarrow K\pi\pi$ decays *Phys. Lett. B* **645** 201
[15] Gronau M, Pirjol D, Soni A and Zupan J 2007 Improved method for CKM constraints in charmless three-body *B* and B_s^0 decays *Phys. Rev. D* **75** 014002
[16] Gronau M, Pirjol D, Soni A and Zupan J 2008 Constraint on $\bar{\rho}$, $\bar{\eta}$ from $B \rightarrow K^* \pi$ *Phys. Rev. D* **77** 057504

- [17] Bediaga I, Guerrer G and de Miranda J M 2007 Extracting the quark mixing phase γ from $B^\pm \rightarrow K^\pm \pi^+ \pi^-$, $B^0 \rightarrow K_S^0 \pi^+ \pi^-$, and $\bar{B}^0 \rightarrow K_S^0 \pi^+ \pi^-$ *Phys. Rev. D* **76** 073011
- [18] Gronau M, Pirjol D and Zupan J 2010 CP asymmetries in $B \rightarrow K\pi$, $K^*\pi$, ρK decays *Phys. Rev. D* **81** 094011
- [19] Garmash A *et al* (Belle collaboration) 2006 Evidence for large direct CP violation in $B^\pm \rightarrow \rho(770)^0 K^\pm$ from analysis of the three-body charmless $B^\pm \rightarrow K^\pm \pi^\pm \pi^\mp$ decays *Phys. Rev. Lett.* **96** 251803
- [20] Aubert B *et al* (BaBar collaboration) 2008 Evidence for direct CP violation from Dalitz-plot analysis of $B^\pm \rightarrow K^\pm \pi^\mp \pi^\pm$ *Phys. Rev. D* **78** 012004
- [21] Dalseno J *et al* (Belle collaboration) 2009 Time-dependent Dalitz plot measurement of CP parameters in $B^0 \rightarrow K_S^0 \pi^+ \pi^-$ decays *Phys. Rev. D* **79** 072004
- [22] Aubert B *et al* (BaBar collaboration) 2009 Time-dependent amplitude analysis of $B^0 \rightarrow K_S^0 \pi^+ \pi^-$ *Phys. Rev. D* **80** 112001
- [23] Lees J P *et al* (BaBar collaboration) 2011 Amplitude analysis of $B^0 \rightarrow K^+ \pi^- \pi^0$ and evidence of direct CP violation in $B \rightarrow K^* \pi$ decays *Phys. Rev. D* **83** 112010
- [24] Aubert B *et al* (BaBar collaboration) 2006 Search for the decay of a B^0 or \bar{B}^0 meson to $\bar{K}^{*0} K^0$ or $K^{*0} \bar{K}^0$ *Phys. Rev. D* **74** 072008
- [25] Aubert B *et al* (BaBar collaboration) 2007 Search for the decay $B^+ \rightarrow \bar{K}^*(892)^0 K^+$ *Phys. Rev. D* **76** 071103
- [26] Aubert B *et al* (BaBar collaboration) 2007 Observation of the decay $B^+ \rightarrow K^+ K^- \pi^+$ *Phys. Rev. Lett.* **99** 221801
- [27] Aubert B *et al* (BaBar collaboration) 2009 Search for the decay $B^+ \rightarrow K_S^0 K_S^0 \pi^+$ *Phys. Rev. D* **79** 051101
- [28] del Amo Sanchez P *et al* (BaBar collaboration) 2010 Observation of the rare decay $B^0 \rightarrow K_S^0 K^\pm \pi^\mp$ *Phys. Rev. D* **82** 031101
- [29] Gaur V *et al* (Belle collaboration) 2013 Evidence for the decay $B^0 \rightarrow K^+ K^- \pi^0$ *Phys. Rev. D* **87** 091101
- [30] Aaij R *et al* (LHCb collaboration) 2013 Study of $B_{(s)}^0 \rightarrow K_S^0 h^+ h'^-$ decays with first observation of $B_s^0 \rightarrow K_S^0 K^\pm \pi^\mp$ and $B_s^0 \rightarrow K_S^0 \pi^+ \pi^-$ *J. High Energy Phys.* **JHEP10(2013)143**
- [31] Amhis Y *et al* (Heavy Flavor Averaging Group) 2012 Averages of b -hadron, c -hadron, and τ -lepton properties as of early 2012 (arXiv:1207.1158), updated results and plots available at <http://slac.stanford.edu/xorg/hfag/>
- [32] Aaij R *et al* (LHCb collaboration) 2012 Measurement of b hadron production fractions in 7 TeV pp collisions *Phys. Rev. D* **85** 032008
- [33] Aaij R *et al* (LHCb collaboration) 2013 Measurement of the fragmentation fraction ratio f_s/f_d and its dependence on B meson kinematics *J. High Energy Phys.* **JHEP04(2013)001**
- [34] LHCb collaboration, Updated average f_s/f_d b -hadron production fraction ratio for 7 TeV pp collisions LHCb-CONF-2013-011 <https://cds.cern.ch/record/1559262>
- [35] Alves A A Jr. *et al* (LHCb collaboration) 2008 The LHCb detector at the LHC *JINST* **3** S08005
- [36] Aaij R *et al* 2014 Performance of the LHCb Vertex Locator *JINST* **9** P09007
- [37] Arink R *et al* 2014 Performance of the LHCb Outer Tracker *JINST* **9** P01002
- [38] Adinolfi M *et al* 2013 Performance of the LHCb RICH detector at the LHC *Eur. Phys. J.* **C 73** 2431
- [39] Alves A A Jr. *et al* 2013 Performance of the LHCb muon system *JINST* **8** P02022
- [40] Aaij R *et al* 2013 The LHCb trigger and its performance *JINST* **8** P04022
- [41] Gligorov V V and Williams M 2013 Efficient, reliable and fast high-level triggering using a bonsai boosted decision tree *JINST* **8** P02013
- [42] Sjöstrand T, Mrenna S and Skands P 2006 PYTHIA 6.4 physics and manual *J. High Energy Phys.* **JHEP05(2006)026**
- [43] Belyaev I *et al* 2010 Handling of the generation of primary events in GAUSS, the LHCb simulation framework *Nuclear Science Symposium Conference Record (NSS/MIC) IEEE* p 1155
- [44] Lange D J 2001 The EvtGen particle decay simulation package *Nucl. Instrum. Meth. A* **462** 152
- [45] Golonka P and Was Z 2006 PHOTOS Monte-Carlo: a precision tool for QED corrections in Z and W decays *Eur. Phys. J. C* **45** 97

- [46] Allison J *et al* (Geant4 collaboration) 2006 Geant4 developments and applications *IEEE Trans. Nucl. Sci.* **53** 270
- Agostinelli S *et al* (Geant4 collaboration) 2003 Geant4: a simulation toolkit *Nucl. Instrum. Meth. A* **506** 250
- [47] Clemencic M *et al* 2011 The LHCb simulation application, GAUSS: design, evolution and experience *J. Phys. Conf. Ser.* **331** 032023
- [48] Aaij R *et al* (LHCb collaboration) 2013 Measurement of the time-dependent CP asymmetry in $B^0 \rightarrow J/\psi K_S^0$ decays *Phys. Lett. B* **721** 24
- [49] Aaij R *et al* (LHCb collaboration) 2013 Measurement of the effective $B_s^0 \rightarrow J/\psi K_S^0$ lifetime *Nucl. Phys. B* **873** 275
- [50] Aaij R *et al* (LHCb collaboration) 2014 Searches for Λ_b^0 and Ξ_b^0 decays to $K_S^0 p\pi^-$ and $K_S^0 pK^-$ final states with first observation of the $\Lambda_b^0 \rightarrow K_S^0 p\pi^-$ decay *J. High Energy Phys.* **JHEP04(2014)087**
- [51] Aaij R *et al* (LHCb collaboration) 2014 Differential branching fractions and isospin asymmetries of $B \rightarrow K^{(*)}\mu^+\mu^-$ decays *J. High Energy Phys.* **JHEP06(2014)133**
- [52] Aaij R *et al* (LHCb collaboration) 2014 Observation of the $B_s^0 \rightarrow J/\psi K_S^0 K^\pm\pi^\mp$ decay *J. High Energy Phys.* **JHEP07(2014)140**
- [53] Beringer J *et al* (Particle Data Group) 2012 Review of particle physics *Phys. Rev. D* **86** 010001 and 2013 partial update for the 2014 edition
- [54] Feindt M and Kerzel U 2006 The NeuroBayes neural network package *Nucl. Instrum. Meth. A* **559** 190
- [55] Pivk M and le Diberder F R 2005 sPlot: a statistical tool to unfold data distributions *Nucl. Instrum. Meth. A* **555** 356
- [56] Punzi G 2003 Sensitivity of searches for new signals and its optimization *Statistical Problems in Particle Physics Astrophysics, and Cosmology* ed L Lyons, R Mount and R Reitmeyer 79 (arXiv:physics/0308063)
- [57] Skwarnicki T 1986 A study of the radiative cascade transitions between the Upsilon-prime and Upsilon resonances *PhD Thesis* Institute of Nuclear Physics, Krakow DESY-F31-86-02 <http://inspirehep.net/record/230779/files/F37-86.02.pdf>
- [58] Cranmer K S 2001 Kernel estimation in high-energy physics *Comput. Phys. Commun.* **136** 198
- [59] Aaij R *et al* (LHCb collaboration) 2014 Measurement of the charge asymmetry in $B^\pm \rightarrow \phi K^\pm$ and search for $B^\pm \rightarrow \phi\pi^\pm$ decays *Phys. Lett. B* **728** 85
- [60] Cheng H-Y and Chua C-K 2009 QCD factorization for charmless hadronic B_s^0 decays revisited *Phys. Rev. D* **80** 114026
- [61] Ali A *et al* 2007 Charmless non-leptonic B_s^0 decays to PP , PV and VV final states in the pQCD approach *Phys. Rev. D* **76** 074018
- [62] Su F, Wu Y-L, Zhuang C and Yang Y-B 2012 Charmless $B_s^0 \rightarrow PP$, PV , VV decays based on the six-quark effective Hamiltonian with strong phase effects II *Eur. Phys. J. C* **72** 1914